

ALL INDIA INSTITUTE OF MEDICAL SCIENCES

New Delhi

PROSPECTUS



2018

MBBS Course

Prospectus prepared and released by AIIMS New Delhi and includes details for the Entrance Examination for MBBS Course of AIIMS :

- New Delhi
- Bhopal
- Bhubaneswar
- Guntur
- Jodhpur
- Nagpur
- Patna
- Raipur
- Rishikesh



All India Institute of Medical Sciences
Ansari Nagar
New Delhi 110608
Web site: www.aiims.edu



All India Institute of Medical Sciences
Bhopal
Saket Nagar
Bhopal 462020
Madhya Pradesh
Web site: www.aiimsbhopal.edu.in



All India Institute of Medical Sciences
Bhubaneswar
Sijua
Ptarpada
Bhubaneswar 751019
Odisha
Web site: www.aiimsbhubaneswar.edu.in



All India Institute of Medical Sciences
Jodhpur
Basni Industrial Area 2
Jodhpur 342005
Rajasthan
Web site: www.aiimsjodhpur.edu.in



All India Institute of Medical Sciences Patna
Phulwarisharif
Patna 801505
Bihar
Web site: www.aiimspatna.org



All India Institute of Medical Sciences Raipur
Tatibandh
GE Road
Raipur 492099
Chattisgarh
Web site: www.aiimsraipur.edu.in



All India Institute of Medical Sciences Rishikesh
Virbhadr Road
Rishikesh 249201
Uttarakhand
Web site: www.aiimsrishikesh.edu.in

**All India Institute of Medical Sciences
Mangalagiri
Guntur
Andhra Pradesh**

TEMPORARY CAMPUS:
Siddhartha Medical College
Ring Road
Gunadala
Vijayawada 520008
Andhra Pradesh

**All India Institute of Medical Sciences
Nagpur
Maharashtra**

TEMPORARY CAMPUS:
Government Medical College
Near Hanuman Nagar
Nagpur 440009
Maharashtra

IMPORTANT DATES AT A GLANCE

Sl. No.	Activity	Scheduled Dates
APPLICATION AND REGISTRATION		
1	Online Registration of Applications on AIIMS website www.aiimsexams.org opens	Monday, 5th February, 2018
2	Online Registration of Applications closes	Monday, 5th March, 2018 at 5:00 PM
3	Status of Registration including rejection / deficiencies in application on AIIMS website	Tuesday, 20th March, 2018
4	Hosting / Uploading the Admit Cards on AIIMS website www.aiimsexams.org	Thursday, 10th May, 2018
COMPUTER BASED TEST (CBT) [ONLINE] ENTRANCE EXAMINATION		
5	Date of Entrance Examination	Saturday 26th May, 2018 & Sunday, 27th May, 2018 (Two Shifts per day)*
	<i>*Number of shifts may vary depending on number of applicants and or / logistics etc.</i>	
6	Expected date of Declaration of Result	Monday, 18th June, 2018
ONLINE COUNSELING SCHEDULE		
7.	The Schedule of Online Counselling will be announced later. (Please check website www.aiimsexams.org regularly for details and updates)	
ORIENTATION & ACADEMIC PROGRAMME AT AIIMS, NEW DELHI		
8.	General Orientation of New Batch including visit to CRHSP Ballabgarh Community Development Block	09th - 11th July, 2018 (Monday to Wednesday)
9.	Orientation Programme by CREST- 7 days	12th to 18th July, 2018
10.	Teacher Mentors Programme Interactive Session/Feed back session about orientation Programme for 1 day	19th July, 2018
11.	Candidates leave	20th July to 31st July, 2018
12.	Academic Programme [Classes begin]	1st August, 2018
ADMISSION TO EIGHT OTHER AIIMS		
13.	Admission details will be available on the websites of the respective institutions <i>Please contact respective AIIMS for details</i>	Expected August, 2018

iii

ANNOUNCEMENT OF RESULTS

Results will be announced on the website www.aiimsexams.org of AIIMS, New Delhi and also on the websites of other AIIMS. Results shall not be communicated on phone or other means individually.

IMPORTANT INFORMATION

All announcements/updates/addendums/corrigendum will be made available on www.aiimsexams.org ONLY and therefore all applicants must visit the website regularly and check the MBBS link

APPLICATION & REGISTRATION FEES				
S No	Category	Fees	Transaction Charges	TOTAL
1	General	₹1500.00	As Applicable	₹1500.00 +Transaction Fees (as applicable)
2	Other Backward Classes [OBC : Both Creamy and Non-creamy Layers]	₹ 1500.00	As Applicable	₹1500.00 +Transaction Fees (as applicable)
3	Scheduled Caste [SC]	₹1200.00	As Applicable	₹1200.00 +Transaction Fees (as applicable)
4	Scheduled Tribe [ST]	₹1200.00	As Applicable	₹1200.00 +Transaction Fees (as applicable)
5	Persons with Bench-mark disabilities [PWBD]	EXEMPTED	Not Applicable	NIL

The payment of fees accepted by digital mode ONLY through credit card/debit card/Net Banking

REGISTRATION & SUBMISSION OF APPLICATION FORM

- All applicants are advised to read the Prospectus and Help Manual carefully before starting the process of Online Registration and filling up of the application form.
- All candidates have to register [STEP 1] prior to filling the application form. The name, email id and mobile phone numbers entered at the time of registration cannot be changed.
- On registration, the login credentials will be sent to the registered e-mail id and a SMS will be sent to the registered mobile. The candidate must login using login credentials and proceed with filling of the form.
- Carefully choose the category (UR/OBC/SC/ST/PWBD) during the form filling as the CATEGORY CANNOT BE CHANGED once the online payment of the fees is done. The city of examination is chosen by the candidate on first cum first serve basis, subject availability, and is confirmed only after receipt of the payment. The city once chosen cannot be changed. The shift shall be allotted by AIIMS, New Delhi. Hence applicants must be prepared to appear for the examination on either of the two days.
- The OBC-NCL certificate must be valid for admission for Central Government Institutions. The date of validity of certificate shall be one day prior to the date of 1st Counselling/seat allocation.
- The application form must be printed during the STEP 6 and a copy should be kept till the completion of the admission process.
- Incomplete registration forms shall be rejected.
- The status of application form (under review/accepted/rejected) will be displayed on MyPage tab after login. *All candidates must regularly check their MyPage to update themselves regarding the status of their form. Not receiving an e-mail or SMS cannot be construed as excuses for not complying with registration and other requirements*
- In the event of rejection of the application form, no intimation will be provided and no correspondence / request for re-consideration, will be entertained.

EXAMINATION

- The Entrance Examination for All India Institute of Medical Sciences, New Delhi and eight other AIIMS for the session 2018 will be conducted through Online Computer Based Test (CBT) Examination ONLY.
- The Examination is proposed to be conducted in *two shift per day* in different cities all over India on Saturday, 26th May & Sunday, 27th May, 2018.
- Applicants may familiarize themselves with the method of Examination by taking the Mock Test available in the web site: www.aiimsexams.org after upload of Admit Card.
- Applicants are required to be prepared to appear in the Examination in either day & in any shift as allotted.

CONTENTS

Section		Page No.
1.0	Introduction	1
2.0	AIMS & Objective	1
3.0	Duration of Courses	2
4.0	Number of Seats and Reservation	2
4.1	Criteria for Other Backward Classes (NCL)	3
4.2	Criteria for Schedule Cast Schedule Tribe (SC/ST)	3
4.3	Criteria for Persons With Benchmark Disability (PWBD)	3
5.0	Eligibility	4
6.0	Guideline & Instruction for Application	5
7.0	Procedure for submission of Application	6
8.0	Competitive Entrance Examination	7
8.1	Type of Paper	7
8.2	Standard of Examination	7
8.3	Language of Question Paper	7
8.4	Examination Centres	7
8.5	General Instruction regarding appearing in the Examination	10
8.6	Scheme of Marking	11
8.7	Minimum cut-off-Scores	11
8.8	Normalization Procedure	11
8.9	Method of Resolving Ties	12
8.10	Brief description of the step-by-step procedure for normalization and of merit/ranking in AIIMS MBBS Entrance Examination - 2018	12-15
9.0	Online Counselling	17
9.1	Merit List	17
10.0	Declaration of Results	18
11.0	Anti Ragging Measures	18
11.1	Supreme Court rules regarding Anti Ragging	18
11.2	Anti Ragging Registration	18
12.0	Admission to AIIMS, New Delhi	19
12.1	Admission procedure & date of joining	19
12.2	Fees & Other Payments	19
12.3	Semesters	20
12.4	Attendance	20
12.5	Examination in first MBBS	20
12.6	Attempts	20
12.7	Weightage for Internal marks	21
12.8	Compulsory Rotatory Internship Training	21
A1	Appendix 1: (State Codes)	22
A2	Appendix 2: User Manual Important Instructions for Applicants Filling MBBS-2018 On-line Application Form	23-40
A3	Appendix 3: For uploading Images	42-47
A3.1	Instruction for Acceptable Photograph	48-50
A3.2	Instruction for uploading Thumb Impression	51
A3.3	Instruction for uploading Signature	52
A4	Appendix 4: Procedure to be followed by candidates	53
A5	Appendix 5: Familiarization with Online Examination	54-66
A6	Appendix 6: Specified Disability	69-70
	Performa for Other Backward Classes (OBC) Certificate	71
	From of SC/ST Certificate	72

1.1 AIIMS, New Delhi

All India Institute of Medical Sciences was established by an Act of Parliament of 1956 as an autonomous institution of national importance and its objectives and functions were defined. By virtue of this Act, the Institute awards its own medical degrees, diplomas and other academic distinctions. The degrees and diplomas awarded by the Institute under the All India Institute of Medical Sciences Act are recognized medical qualifications for the purpose of the Indian Medical Council Act and notwithstanding anything contained in the Medical Council Act, are deemed to be included in the first schedule of that Act, entitling the holders to the same privileges as those attached to the equivalent awards from other universities of India.

The Institute (AIIMS, New Delhi) is a residential University in which the faculty members, staff and the students live on campus. There are 8 hostels for undergraduate students (6 for boys and 2 for girls) with a capacity to accommodate 562 students.

1.2 Eight other AIIMS

Under the Pradhan Mantri Swasthya Suraksha Yojana [PMSSY] eight new All India Institute of Medical Sciences have been established similar to AIIMS, New Delhi. The six AIIMS viz. Bhopal, Bhubaneswar, Jodhpur, Patna, Raipur and Rishikesh have been continuing with intake of 100 students. The Ministry of Health & Family Welfare in the letter No. A.11013/1/2016-SSH, GOI, (PMSSY-IV Section) dated 17th Nov, 2017 has notified that the Secretary (H&FW) has approved the proposal for starting of MBBS course with a batch of 50 students each for AIIMS Manglagiri, Guntur, Andhra Pradesh in the Temporary campus in Government Siddhartha Medical College, Vijayawada, Andhra Pradesh and for AIIMS Nagpur, Maharashtra in the temporary campus in Government Medical College Nagpur, Maharashtra from the Academic Year 2018-19. As per the directives of the Ministry selection for admission will be done through the same Entrance Examination by which candidates are selected for AIIMS, New Delhi. The admission will be done on the basis of merit-cum-choice of the candidates.

2.1 AIIMS, New Delhi

The prime focus of the Institute (AIIMS) is to develop patterns of teaching in undergraduate and postgraduate medical education in all the branches so as to demonstrate a high standard of medical education to all medical colleges and allied institutions in India. The other important objectives of the Institute is to bring together in one place educational facilities of the highest order for the training of personnel in all the important branches of health activities and to attain self-sufficiency in postgraduate medical education. The educational principles and practices being adopted are those which are the best suited to the needs of the country. Adaptation of education to meet the problems of community health is a major preoccupation. To this effect the AIIMS New, Delhi has been trying to initiate a model educational programme in the Ballabgarh Community Development Block in collaboration with the Haryana Government. The Institute has also been able to initiate model educational programme in Community Medicine at the urban field practice area in Malviya Nagar, New Delhi. Emphasis is laid on the active learning process and on the cultivation of scholarly habits and scientific methods.

The first batch of undergraduate medical students was admitted to the AIIMS, Delhi in the year 1956. Earlier, the Institute had been admitting 50 students every year. In the 2008 session, the intake was increased to 77 and from 2017 the intake was 107 for the M.B.B.S. Course. The number of students admitted is kept relatively low to ensure an adequate teacher student ratio. The undergraduate curriculum is constantly reviewed at the Faculty and Staff Council levels and the required changes in the curriculum are brought about in order to evolve a pattern which is the most suitable for the Indian needs and conditions. Undergraduate medical students get sufficient impetus for higher studies as the Institute provides facilities for postgraduate degrees in almost all the branches of medical sciences. At present, the AIIMS, Delhi is awarding post-graduate degrees in about 55 different specialties /super specialties.

2.2 Eight other AIIMS

Aims & objectives of the Eight other AIIMS are also of similar nature as mentioned above for AIIMS, New Delhi. In the eight new AIIMS the admission will be for 100 seats in AIIMS New Delhi, Bhopal, Bhubaneswar, Jodhpur, Patna, Raipur, Rishikesh and 50 students each in AIIMS Guntur (Andhra Pradesh) and Nagpur (Maharashtra). The number and distribution of seats may vary depending upon the periodic directives / directions from Competent Authorities.

3.0

DURATION OF COURSE

The Course of studies leading to the award of degree of Bachelor of Medicine and Bachelor of Surgery (M.B.B.S.) of the All India Institute of Medical Sciences shall last for a minimum of **five and a half academic years including one year's compulsory internship.**

4.0

NUMBER OF SEATS & RESERVATION

A. AIIMS, New Delhi:

The **100 (Hundred)** seats for Indian Nationals and **7 (Seven)** seats for (Foreign Nationals) are available for admission to MBBS course. Out of these, **15 (fifteen)** seats are reserved for the Scheduled Castes, **8 (eight)** seats are reserved for the Scheduled Tribes, **27 (twenty Seven)** seats are reserved for Other Backward Classes and **50 (fifty)** seats for General Category for Indian Nationals. A 5% reservation for Person with Benchmark Disability (PWBD) as per provision of Rights of Persons with Disabilities Act, 2016 shall be provided on horizontal basis, amongst the seats available subject to evaluation by the Medical Board of the Institute.

B. Eight other AIIMS:

In the six new AIIMS (viz: Bhopal, Bhubaneswar, Jodhpur, Patna, Raipur and Rishikesh,) with intake of 100 students each and 50 students each in AIIMS Nagpur(Maharashtra) & Guntur (Andhra Pradesh) the reservation policy followed will be 7.5% ST, 15% SC and 27% OBC, for Indian Nationals. A 5% reservation for Person with Benchmark Disability (PWBD) as per provision of Rights of Persons with Disabilities Act, 2016 shall be provided on horizontal basis, in the seats available. Subjected to Medical fitness by Medical board of the Institute

Sl No.	Location of AIIMS	UR	OBC	SC	ST	PWBD	Foreign*	Total	
1	New Delhi	50	27	15	08	5%	07*	107	In accordance with the Rights of PWD Act 2016, 5% PWBD Reservation on Horizontal & category basis will be followed subject to evaluation by Medical Board of Institute to determine eligibility
2	Bhopal	50	27	15	08	5%		100	
3	Bhubaneswar	50	27	15	08	5%		100	
4	Guntur	25	13	08	04	5%		50	
5	Jodhpur	50	27	15	08	5%		100	
6	Nagpur	25	13	08	04	5%		50	
7	Patna	50	27	15	08	5%		100	
8	Raipur	50	27	15	08	5%		100	
9	Rishikesh	50	27	15	08	5%		100	
TOTAL		400	215	121	64	5%		807	

* The number of seats for Foreign Nationals are pending notification by the Government of India

AIIMS WISE RESERVATION FOR PWBD* FOR MBBS COURSE JULY 2018 SESSION (40 SEATS = 5% of 800)

AIIMS	TOTAL SEATS	(UR)	(OBC)	(SC)	(ST)	TOTAL (PWBD SEATS)
NEW DELHI	100	3	1	1	0	5
BHOPAL	100	3	1	1	0	5
BHUBANESHWAR	100	3	1	1	0	5
GUNTUR	50	1	1	0	1	3
JODHPUR	100	3	1	1	0	5
NAGPUR	50	1	1	0	0	2
PATNA	100	2	1	1	1	5
RAIPUR	100	2	1	1	1	5
RISHIKESH	100	2	1	1	1	5
TOTAL	800	20	9	7	4	40

***PWBD : Person with Benchmark Disability**

Seat inter-convertibility (Applicable in the Open Round of Seat Allocation / Counselling):

If the requisite number of eligible/ qualified candidates is not available for the seats reserved for the Scheduled Castes, the same will be filled out of the candidates belonging to the Scheduled Tribes and vice versa. In case candidates do not qualify from the SC/ST categories, vacant seats will be filled by candidates from the General/ Unreserved Category. Similarly, in case OBC seats remain vacant if the requisite number of eligible OBC candidates are not available, then these seats shall be made available to the General / Unreserved category.

4.1 CRITERIA FOR OTHER BACKWARD CLASSES (NON-CREAMY LAYER) [OBC]

(Common to AIIMS, New Delhi & Eight other AIIMS):

Reservation for OBC (Non-Creamy Layer) shall be according to the rules of the Government of India. Applicants are required to ensure that he/she does **not** belong to the persons/sections (Creamy Layer) mentioned in Column 3 of the Schedule to the Government of India, Department of Personnel & Training O.M. No. 36012/22/93-Estt. (SCT) dated 08/09/93 which is modified vide OM No. 36033/3/2004 Estt. (Res.) dated 09/03/2004 or the latest notification of the Government of India (i.e. Central list). A format is provided at the end of the Prospectus. Certificate to be produced during counseling should **NOT** be older than **ONE Year on date of First Counseling**.

4.2 CRITERIA FOR SCHEDULED CASTE / SCHEDULED TRIBE (SC /ST)

(Common to AIIMS, New Delhi & Eight other AIIMS):

Reservation for SC/ST candidates will be according to the rules of Government of India. Applicants will be required to produce the necessary certificate in the format provided. During counseling the certificate as prescribed in M.H.A., O.M., No. 42/21/49-N.G.S. dated the 28.1.1952, as revised in Dept. of Per-& A.R. letter No. 36012/6/76-Est. (S.CT), dated the 29.10.1977, to be produced by candidate belonging to a Scheduled Caste or a Scheduled Tribe in support of his/her claim.

4.3 CRITERIA FOR PERSONS WITH BENCHMARK DISABILITY (PWBD)

(Common to AIIMS, New Delhi & Eight other AIIMS):

In accordance with the provisions of the Rights of Persons with Disabilities Act, 2016, 5% seats of the annual sanctioned intake capacity shall be filled up by candidates with benchmark disabilities, based on the merit list of AIIMS MBBS Entrance Examination 2018. For this purpose the Specified Disability contained in the Schedule to the Rights of Persons with Disabilities Act, 2016 is annexed in APPENDIX-6. The candidate must possess a valid document certifying his/her physical disability. The disability certificate should be certified by a duly constituted and authorized Medical Board of the State or Central Govt. Hospitals/Institutions. All PWBD candidates shall be evaluated by a Medical Board of the Institute to determine eligibility.

A. INDIAN NATIONALS

01	AGE	<ul style="list-style-type: none"> Should have attained or will attain the age of 17 (seventeen) years as on the 31st of December of the year of admission (2018) <i>Candidates born on or after 2nd January, 2002 are NOT eligible to apply.</i>
02	ESSENTIAL ACADEMIC QUALIFICATION	<ul style="list-style-type: none"> Should have passed the 12th Class under the 10+2 Scheme/ Senior School Certificate Examination (CBSE) or Intermediate Science (I.Sc.) or an equivalent Examination of a recognized University/ Board of any Indian State with ENGLISH, PHYSICS, CHEMISTRY and BIOLOGY as subject. Candidates who have appeared or are appearing at the qualifying Examination with English, Physics, Chemistry and Biology as main subject and expect to pass the Examination with required percentage of marks (as indicated in SI No. 03 below) are also eligible to apply and appear in the Competitive Entrance Examination. However, their candidature will be considered only if they provide documentary evidence of having passed the qualifying Examination with the required subjects and percentage of marks. If the institute has to consider an examination of an Indian university or of a foreign/university to be equivalent to the 12th class under 10+2 scheme/intermediate science examination, the candidates shall have to produce a certificate from the concerned Indian university/Association of Indian Universities to the effect that the examination passed by him/her is considered to be equivalent to the 12th class under 10+2 scheme/intermediate science examination .
03	MINIMUM MARKS	<ul style="list-style-type: none"> The minimum aggregate of the marks in ENGLISH, PHYSICS, CHEMISTRY and BIOLOGY obtained in the qualifying examination (as in the essential qualification at SI. No. 2 of this table) required for appearing in this examination are : General and OBC candidates: 60% SC/ST/PWBD candidates: 50% Those with CGPA grades only will have to apply the conversion factor in the application form. The conversion factor should be as approved by their respective examination board.

B. OVERSEAS CITIZEN OF INDIA (OCI) & NON-RESIDENT INDIANS (NRI) (Common to AIIMS, New Delhi & eight other AIIMS):

Overseas Citizen of India (OCI) registered under Section 7A of Citizenship Act 1955 & **Non-Resident Indians (NRI)** are also eligible to appear in this test and all terms and conditions applicable for Indian Nationals given in this Prospectus will be applicable to them. The candidate will submit proof of Registration as OCI under Section 7A of Citizenship Act 1955 / NRI to be eligible to appear for this test.

C. FOREIGN NATIONALS (Applicable to AIIMS, New Delhi only):

Foreign candidates nominated by the Government of India are required to have obtained a minimum of 50% marks in aggregate in the subjects of ENGLISH, PHYSICS, CHEMISTRY and BIOLOGY in their Intermediate Science or an equivalent examination to be eligible for admission to the M.B.B.S. Course. Foreign Nationals are required to contact the Indian Mission/Post abroad in their country and the Ministry of External Affairs, Government of India, New Delhi for nomination.

Foreign candidates nominated by the Government of India are NOT required to appear at the Competitive Entrance Examination.



A. Indian Nationals (Common to AIIMS, New Delhi & eight other AIIMS):

A candidate seeking admission to the Entrance Examination is required to fill up the Application Form available Online with the Prospectus on www.aiimsexams.org. Candidate should fill in the online Application Form without leaving any column blank. ***Please See User Manual for details of how to fill online application form.***

ONLINE REGISTRATION & SUBMISSION OF APPLICATION FORM

After selecting the online registration, fill some details asked for deposit the prescribed fee through Debit/Credit cards/Net Banking and fill all details required in the Application Form. It will be the responsibility of the candidates to ensure that correct address, mobile number and E-mail address in the Application Form is filled. Incomplete Application/Registration Slip will be rejected and no communication in this regard will be entertained. The Institute will not be responsible for any loss due to mobile number, E-mail address given by the applicant in the application form. **No candidates should register more than one application.**

All applicants are required to ensure that Photo/Thumb/Signature are uploaded according to the size and format given in the Prospectus. Failure to do so may result in rejection of applications.

Duplicate applications from any applicant will result in cancellation of all such applications. No intimation regarding such summary rejections will be provided.

PROCESS FOR CHECKING OF STATUS OF PHOTO/THUMB/SIGNATURE STATUS OF REGISTRATION SLIPS RECEIVED : Acknowledgement with regard to successful Online submission of Registration / Application will be forwarded to registered email ID of the applicants. Submission of application does NOT mean Acceptance of Application. All applications are subject to verification of uploaded images. Candidates are required to check the status of their Application including images in their MyPage after login to the website www.aiimsexams.org from time to time to complete deficiencies as indicated on the dashboard of MyPage. The final status will be uploaded on 20th March 2018. Candidates should not wait for e-mail or SMS reminders in this regard. The Admit Card for eligible and accepted applications shall be uploaded on 10th May, 2018. **If the status of Admit Card is not available on website, he/she should immediately contact to the Asstt. Controller Examinations, AIIMS, New Delhi-110 608 along with full particulars of the Registration of application form by sending an email on aiims.mbbs18@gmail.com.**

05

Please refer to the IMPORTANT DATES AT A GLANCE page at the beginning of the Prospectus for tentative dates.

B. Foreign Nationals (Applicable to AIIMS, New Delhi only):

Foreign nationals are not required to fill up the Online Registration form of the All India Institute of Medical Sciences. Foreign nationals who wish to apply for admission to MBBS Course against any seat that are subject to announcement / notification by the Govt. of India for the year 2018 should contact the Indian Mission/Post abroad in their Country.

The All India Institute of Medical Sciences, New Delhi and the Ministry of Health and Family Welfare, Government of India will neither entertain requests for supply of application forms for admission nor receive applications directly for nominations of foreign candidates.

Candidates are therefore requested not to contact AIIMS, New Delhi in this regard.

- (a) A candidate seeking admission to the Entrance Examination is required to fill up online application as specified in the **Prospectus**.
- (b) **Candidate are required to go through the Prospectus carefully and acquaint himself/herself with all requirements regarding filling the application form.**
- (b) The online application/examination fee is payable through Debit/Credit Card/Net Banking. **Fees once paid is non-refundable and no correspondence in this regard will be entertained.**
- (c) The candidate should fill in the online application form as per the detailed instructions given in the Prospectus.
- (e) Discrepancy, if any, in the date and time of the entrance examination mentioned in the Prospectus, Admit Card etc. should be immediately brought to the notice of the **Assistant Controller (Examination), AIIMS, New Delhi**. Complaints received after the examination will not be entertained. In case, any discrepancy is found in the information provided in the various documents, the data provided on the Application will be considered as final for all purposes.
- (f) **Furnishing of false information/ filling of duplicate application form/conversing in any form or suppression of material information in the Application will entail disqualification and shall render the candidate unfit for admission. If ineligibility is detected at any stage even after examination, the candidature/admission will be treated as cancelled and no further correspondence in this regard will be entertained.**
- (g) Applicants should note that the Application Form/Registration Slip complete in all respects are to be **submitted online only and NO hard copy is to be sent to the Assistant Controller (Examinations), All India Institute of Medical Sciences, Ansari Nagar, New Delhi-110 608. There is no facility to process applications offline.**
- (h) Incomplete application form will be rejected and no correspondence will be entertained by the Institute in this regard.
- (i) It will be the responsibility of the candidate to ensure that correct address, mobile number and E-mail ID is filled in the Application Form with other details.
- (j) **Successful submission of Application Forms and successful uploading of images does not indicate acceptance of the application. All images are subject to scrutiny and candidates are required to check the status of acceptance of application online. This is indicated at the time of submission of application online and also in the website www.aiimsexams.org. Applicants should not wait for either e-mails OR SMS reminders or to check their status. Failure to receive an e-mail or SMS will not be considered as a reason for delays in completing all necessary formalities which may result in rejection of application.**
- (k) *Candidates must not obtain or give or attempt to obtain or attempt to give irregular assistance of any kind during the examination. Canvassing of any kind, directly or indirectly, or use of any form of unfair means at any time during the selection process will entail expulsion and cancellation of candidature from the examination and invite appropriate proceedings in accordance with the laws of the land. Even if any such acts are proven after examination, including at any time while pursuing the course, the candidate can face appropriate action as deemed necessary and fit*

ADMIT CARDS

- (a) A downloadable Admit Card will be hosted for all the eligible candidates **on website www.aiimsexams.org tentatively on 10th May, 2018**. All the candidates must take a printout of the same. The admit card will not be sent by post.
- (b) **No candidate will be allowed to enter the examination centre unless he/she possess a Admit Card valid for that date and shift.** All requirements mentioned in the Admit Card including production of the **ORIGINAL PHOTO ID entered in the Online Application** must be complied with for entry into the examination centre. The admit card must bear the details of printout such as IP address etc.
- (c) **Candidates are advised to preserve a copy of the Admit Card till allotment of seat in College/ Institute.**
- (d) **Admit Cards cannot be downloaded from the website after the conduction of examination (i.e. from 28th May 2018)**

The competitive Entrance Examination for admission to the MBBS Course of 2018 for AIMS New Delhi and other Eight AIMS is being conducted through a **Computer Based Test (CBT) [Online mode of examination]**.

- The examination centres are **tentatively** proposed in **155 cities all over India**.
- The duration of the examination shall be **3½ hours (three hours and thirty minutes)**.
- The examination shall be held on **Saturday 26th May, 2018 & Sunday, 27th May, 2018**.
- The Online (CBT) Entrance Examination will be conducted each day in two shifts tentatively :
 - Morning Shift / First shift : 09:00 AM to 12:30 PM
 - Afternoon Shift / Second shift : 03:00 PM to 06:30 PM
- The number of shifts and dates may vary depending on the number of applicants / logistics etc.
- **While candidates are given an opportunity to select the city for appearing in the examination during registration and application, the following shall be allotted by AIIMS:**
 - Examination centre in a particular city
 - Examination date : Saturday the 26th May, 2018 OR Sunday the 27th May, 2018
 - Examination Shift on the particular date : Morning (First) shift (9:00 AM to 12:30 PM) OR Evening (Second) shift (3:00 PM to 6:30 PM)
- The venue, time and shift of the examination will be communicated to the candidates in the Admit Card. No candidate will be permitted to change the day /shift other than that allotted to him /her.
- Candidates are therefore required to be prepared and make adequate arrangements to appear in the examination in either shift on either of the two days as mentioned.
- No candidate will be permitted to appear in the examination unless he/she holds a valid "Admit Card" issued by the Institute and a proof of their identification.

8.1 TYPE OF PAPER

The Competitive Entrance Examination will have one paper consisting of 200 Objective Type (Multiple Choice and Reason-Assertion type) questions from Physics, Chemistry, Biology and General Knowledge/Aptitude. The distribution of questions are as follows :

Subject	Number of Questions
Physics	60
Chemistry	60
Biology (Botany & Zoology)	60
General Knowledge	10
Aptitude & Logical Thinking	10

8.2 STANDARD OF EXAMINATION

The general standard of the Competitive Entrance Examination will be that of 12th class under the 10+2 Scheme/Intermediate Science. No syllabus has been prescribed by the Institute for the examination.

8.3 LANGUAGE OF QUESTION PAPER

Automated Question paper will be provided either in **English or in Hindi** according to the choice of candidates. Applicants must choose / indicate in the application form whether he/she prefers to have the question paper in English or Hindi. This choice cannot be changed later at any stage.

8.4 EXAMINATION CENTRES

- Appendix – I shows the list of cities where examination will be conducted in Online Computer Based Test (CBT) mode only.
- Applicants should indicate his/her choice of city of Examination at the time filling the application form. The city chosen is subject to confirmation of payment of the examination fee.
- The city of examination shall be allotted on count down basis subject to availability of nodes in respective city.
- The centre of examination once chosen and allotted will not be changed and any request in this regard will not be entertained. Applicants should therefore select the choice of city with utmost care.**
- Applicants are advised to register themselves, make payment submit other information and submit their application form at the earliest without waiting for the last date, to avoid not getting the choice of city.

It may be noted that although AIIMS will make all efforts to ensure that the candidate is allotted a centre in the cities chosen by the applicant, due to circumstances such as lack of sufficient number of candidates, logistic, administrative and other reasons, an Examination Centre in another city may be allotted finally. Applicants are therefore required to be prepared to appear for the examination in the Examination Centre allotted to them.

The decision of AIIMS regarding allotment of centres, day & shift shall be final. No further correspondence or request shall be entertained in such cases. A tentative list of cities where the Examination Centres are located are provided in the accompanying table. In addition, candidates are not permitted to change the Centre/day /shift allotted to them.

State	City	Code	State	City	Code
Andaman & Nicobar	Port Blair	S1-AN01	Delhi	Delhi	N1-DL001
Assam	Dibrugarh	E1-AS01	Haryana	Ambala	N1-HR01
	Guwahati	E1-AS02		Bahadurgarh	N1-HR02
	Jorhat	E1-AS03		Faridabad	N1-HR03
	Silchar	E1-AS04		Gurugram	N1-HR04
	Tejpur	E1-AS05		Hisar	N1-HR05
Arunachal Pradesh	Naharlagun	E1-AR01		Karnal	N1-HR06
Manipur	Imphal	E1-MN01		Kurukshetra	N1-HR07
Meghalaya	Shillong	E1-ML01		Panipat	N1-HR09
Mizoram	Aizawl	E1-MZ01		Himachal Pradesh	Bilaspur
Nagaland	Kohima	E1-NL01	Hamirpur		N1-HP02
Tripura	Agartala	E2-TR01	Shimla		N1-HP03
Bihar	Arrah	E1-BR01	Solan		N1-HP04
	Bhagalpur	E1-BR02	Chandigarh	Chandigarh	N1-CH01
	Darbhanga	E1-BR03	Punjab	Amritsar	N1-PB01
	Muzaffarpur	E1-BR04		Bhatinda	N1-PB02
	Patna	E1-BR05		Jalandhar	N1-PB03
	Purnea	E1-BR06		Ludhiana	N1-PB04
Jharkhand	Bokaro Steel City	E1-JH01		Mohali	N1-PB05
	Dhanbad	E1-JH02		Patiala	N1-PB06
	Hazaribagh	E1-JH03	Rajasthan	Ajmer	N1-RJ01
	Jamshedpur	E1-JH04		Alwar	N1-RJ02
	Ranchi	E1-JH05		Bikaner	N1-RJ03
Odisha	Balasore	E1-OD01		Jaipur	N1-RJ04
	Berhampur (Ganjam)	E1-OD02		Jodhpur	N1-RJ05
	Bhubaneswar	E2-OD03		Kota	N1-RJ06
	Cuttack	E2-OD04		Sikar	N1-RJ07
	Dhenkanal	E2-OD05		Sriganganagar	N1-RJ08
	Rourkela	E2-OD06		Udaipur	N1-RJ09
	Sambalpur	E2-OD07	Uttarakhand	Dehradun	N2-UK01
West Bengal	Asansol	E2-WB01		Haldwani	N2-UK02
	Hooghly	E2-WB02		Roorkee	N2-UK03
	Kalyani	E2-WB03			
	Kolkata	E2-WB04			
	Siliguri	E2-WB05			

State	City	Code	State	City	Code
Uttar Pradesh	Agra	N2-UP01	Kerala	Alappuzha	S2-KL01
	Aligarh	N2-UP02		Ernakulam	S2-KL02
	Allahabad	N2-UP03		Idukki	S2-KL03
	Bareilly	N2-UP04		Kannur	S2-KL04
	Ghaziabad	N2-UP05		Kasaragod	S2-KL05
	Gorakhpur	N2-UP06		Kollam	S2-KL06
	Greater Noida	N2-UP07		Kottayam	S2-KL07
	Jhansi	N2-UP08		Kozhikode	S2-KL08
	Kanpur	N2-UP09		Malapuram	S2-KL09
	Lucknow	N2-UP10		Palakkad	S2-KL10
	Meerut	N2-UP11		Thiruvananthapuram	S2-KL11
	Moradabad	N2-UP12		Thrissur	S2-KL12
	Muzaffarnagar	N2-UP13	Puducherry	Puducherry	S2-PY01
	Noida	N2-UP14	Tamilnadu	Chennai	S2-TN01
	Varanasi	N2-UP15		Coimbatore	S2-TN02
Jammu & Kashmir	Baramullah	N2-JK01		Kanyakumari	S2-TN03
	Jammu	N2-JK02		Madurai	S2-TN04
	Samba	N2-JK03		Nagarcoil	S2-TN05
	Srinagar	N2-JK04		Salem	S2-TN06
Andhra Pradesh	Chirala	S1-AP01		Tiruchirappalli	S2-TN07
	Guntur	S1-AP02		Tirunelveli	S2-TN08
	Kurnool	S1-AP03	Gujarat	Ahmedabad	W1-GJ01
	Kakinada	S1-AP04		Anand	W1-GJ02
	Nellore	S1-AP05		Gandhinagar	W1-GJ03
	Rajahmundry	S1-AP06		Mehsana	W1-GJ04
	Tirupati	S1-AP07		Rajkot	W1-GJ05
	Vijayawada	S1-AP08		Surat	W1-GJ06
	Visakhapatnam	S1-AP09		Varodara	W1-GJ07
	Vizianagaram	S1-AP10	Maharashtra	Amravati	W1-MH01
Karnataka	Bengaluru	S1-KA01		Aurangabad	W1-MH02
	Belgaum	S1-KA02		Jalgaon	W1-MH03
	Gulbarga (Kalaburagi)	S1-KA03		Kolhapur	W1-MH04
	Hubli	S1-KA04		Mumbai/Navi Mumbai	W1-MH05
	Mangalore	S1-KA05		Nagpur	W1-MH06
	Mysore	S1-KA06		Nanded	W1-MH07
	Udupi	S1-KA07		Nasik	W1-MH08
Telangana	Hyderabad	S1-TS01		Pune	W1-MH09
	Karimnagar	S1-TS02	Chhattisgarh	Bhilai Nagar	W2-CG01
	Warangal	S1-TS03		Bilaspur	W2-CG02
Madhya Pradesh	Goa	Panaji/Madgaon/Mapusa		W2-GA01	Raipur
			Bhopal	W2-MP01	
			Gwalior	W2-MP02	
			Indore	W2-MP03	
			Jabalpur	W2-MP04	
			Sagar	W2-MP05	
			Satna	W2-MP06	
Ujjain	W2-MP07				

8.5 GENERAL INSTRUCTIONS REGARDING APPEARING IN THE EXAMINATION




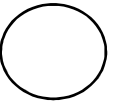
1. Downloadable Admit Cards of all candidates eligible to appear in the examination will be hosted on website www.aiimsexams.org as per the schedule mentioned under 'IMPORTANT DATES AT A GLANCE'. Candidates are advised to download their Admit Card from above website. **It may please be noted that the Admit Cards will not be sent By Post.**
2. The Reporting Time for 1st shift is 07:00 AM and for 2nd shift is 01:00 PM.
3. No candidate will be allowed entry in the examination centre after 8:45 AM in 1st shift and 2:45 PM in 2nd shift.
4. CANDIDATES ARE ADVISED TO REACH THE EXAMINATION CENTRE IN TIME AND NOT WAIT TILL THE LAST MINUTE. THERE ARE SEVERAL MANDATORY PRE-EXAMINATION ACTIVITIES SUCH AS BIOMETRIC CAPTURE, PHOTO CAPTURE ETC. TO AVOID ANY DELAY IN COMMENCEMENT OF EXAMINATION, CANDIDATES ARE REQUIRED IN THEIR OWN INTEREST TO ENSURE THAT THEY ENTER THE EXAMINATION CENTRE AT LEAST 30 MINUTES BEFORE THE SCHEDULED START OF THE EXAMINATION.
5. No candidate will be allowed to leave the examination hall before the end of 3½ hours.
6. No candidate will be allowed to enter the Examination Hall without a valid Admit Card (Original print out), ID proof and one photograph. *The ID proof should be the same as the one mentioned in the Application.*
7. Candidates should NOT bring pen/pencil to the Examination Hall. Pen & Rough Sheet etc will be provided by AIIMS at the examination centre. The rough work will only be done on the rough sheet & back side of Admit Card.
8. Candidates should not bring any kind of wrist watches, cell phone, pager, calculator or any electronic gadget, bluetooth devices etc. in the examination hall. These are strictly prohibited. ANY ELECTRONIC ITEM FOUND WITH THE CANDIDATE DURING EXAMINATION, EVEN IF SWITCHED OFF, WILL BE CONSIDERED AS AN ATTEMPT TO USE UNFAIR MEANS AND APPROPRIATE ACTION WILL BE TAKEN.
9. In addition to above, any type of Ornament, head gear, hair bands, hair clips, belt, bags, credit cards, debit cards, books are strictly prohibited at Examination Centre. Hence, candidates are advised not to carry these items with them at examination centre. AIIMS will not be held responsibility for safe keeping of these articles as arrangements for safe keeping of these items are not available at the centre.
10. No candidate should carry any text material, printed or written, bits of papers or any other material except a copy of Admit Card inside the examination hall.
11. If a candidate is found to be copying/conversing with other candidates he/she will be disqualified from taking that examination and the next one or two such examinations according to the nature of offence.
12. Candidates must not obtain or give or attempt to obtain or give irregular assistance of any kind during the examination. This will entail expulsion and cancellation of candidature for the examination.
13. Any attempt to note down questions during the examination will be viewed very seriously, and invite criminal proceedings.
14. Candidates must leave examination hall only after handing over copy of Admit Card & Rough Sheet to the Invigilator.
15. Change, if any, in the address, mobile Number, E-mail ID during the registration will only be done on website by login their credentials on MyPage. However, after closing the registration a request mail through registered mail to be sent on aiims.mbbs18@gmail.com to the Asstt. Controller (Examinations), AIIMS, New Delhi.
16. Any dispute with regard to any matter referred to herein will be subject to the jurisdiction of Delhi Courts alone.

IMPORTANT

- Download the Admit Card from www.aiimsexams.org.
- Familiarize yourself with directions to reach the centre in advance.
- Reach the Examination Centre well in time.
- Enter the Examination Centre early and DO NOT wait till the last minute.
- You are allowed to carry only a copy of Admit Card, One Photograph and Identity Proof (Aadhar Card/Voter ID/Passport/12th Class Board Admit Card with photograph) only.
- Do not copy anything including questions, in the Admit Card during examination.

8.6 SCHEME OF MARKING

- Each correct response will get a score of 1 mark.
- Each incorrect response will get a score of - 1/3 (minus-one-third).
- No credit will be given for the questions not answered or marked for review (Please see Annexure-5 on Online Examination)

			
CORRECT	WRONG	FOR REVIEW	NOT ANSWERED
+1	- 1/3	0	0

- The score such obtained will be the Raw Score that will be used to determine Percentage score and percentile [for the purpose of Eligibility using Cut-Offs] and Normalization [for the purpose of determining Merit / Ranking].

IMPORTANT

If any discrepancy in any question is found in the Entrance Examination, the candidate is advised to write to Associate Dean (Exam.), AIIMS, New Delhi 110 608 within 24 hours by email :

subdeanexamsaiims@hotmail.com

However, for other purposes write to Asstt. Controller (Exams) on aiims.mbbs18@gmail.com

8.7 MINIMUM CUT-OFF SCORES

In accordance with decision of the Governing Body, AIIMS, New Delhi dated 26.11.2009 and the past practice adopted by AIIMS, New Delhi, the minimum cut-off necessary in the Entrance Examination to determine eligibility for admission is:

General Category	:	50%
OBC (Non Creamy Layer)	:	45%
SC / ST	:	40%
PWBD	:	Cut-offs of the respective category

Since the examination will be held in two days in two shift per day, a Normalization Procedure will be used (see 8.8); the Percentile score corresponding to the above cut-offs will be used to determine eligibility. In the event of the percentiles for the four shifts in two days being dissimilar / unequal, the lower of the four will be the eligibility cut-off for that category for all candidates (i.e. all shifts).

For example if the 50% marks correspond to a Percentile score of 90 in Shift 1, 92 in Shift 2, 89 in Shift 3 and 88 in Shift 4 then all those equal to or above 88 Percentile (Percentile score of 100 to 88) in all shifts will become eligible in General Category. Similar method will be adopted for the other categories to determine eligibility cut-offs. In case the examination is held in lesser number of shifts the same principle shall apply.

8.8 NORMALIZATION PROCEDURE

This year, since there would be two shifts per day, a Normalization Procedure is being adopted as decided by experts based on analysis of past MBBS Entrance Examinations conducted by AIIMS, New Delhi. This will be utilized to decide on the inter-se merit / ranking [used during Online Seat Allocation / Counseling for allotment of seats] between those who appeared for the examination.

The normalization procedure that will be adopted is based on PERCENTILES.

Percentile Scores

Percentile scores are scores based on the relative performance of all those who appear for the examination. Basically the marks obtained are transformed into a scale ranging from 100 to 0 for each group (shift) of examinees.

The Percentile Score indicates the percentage of candidates that have scored EQUAL TO OR BELOW (same or lower raw scores) that particular Percentile in that examination. Therefore the topper (highest score) of each group (shift) will get the same Percentile of 100 which is desirable. The marks obtained in between the highest and lowest scores are also converted to appropriate Percentiles.

The Percentile score is the Normalized Score for this examination.

The Percentile Scores will be calculated to 7 decimal places to avoid bunching effect and therefore reduce ties.

In this method of scoring the HIGHEST SCORE in each paper (irrespective of the raw scores / percentage obtained) will be the 100 Percentile indicating that 100% of candidates have scores *equal to or lesser than* the the highest scorer/ topper for that shift. For example, in Shift 1 if the highest score is 80%, in Shift 2 the highest score is 82%, in Shift 3 the highest score is 78% and in shift 4 the highest score is 79%, **all the highest scores** would be normalized to 100 Percentile for their respective group / shift.

The lowest score would have a percentile depending on the total number of candidates who have taken the examination. Supposing 100000 students have taken the examination in a Shift and the highest score (A) for that group / shift is 160 / 200 (80%) and the lowest score (B) is – 3/ 200 (-1.5%). If there is no other candidate who has scores equal to either A or B, then the Percentile Score of A, the top scorer, shall be 100 [because all or 100% of candidates have scored EQUAL TO OR LESS THAN A]. The Percentile Score of B, the lowest scorer, shall be 0.001 since the percentage of candidates with scores EQUAL TO OR BELOW would be 0.001 [(1/100000)*100]. If another candidate (C) had a raw score similar to that of A, then both A and C would have a Percentile Score of 100. Similarly if another candidate (D) had a raw score equal to that of B then both B and D would have a Percentile score of 0.002 [(2/100000)*100]. Ties would therefore have similar Percentiles.

The following is a further explanation of the interpretation of the scores in an examination (such as one shift) with **100 candidates**.

- If candidate A's Percentile score is 100, it indicates that amongst those who have taken the examination, 100% have scored either EQUAL TO OR LESS THAN the candidate A. It also indicates that no candidate has scored more than candidate A.
- If candidate B's Percentile score is 90, it indicates that 90% of the candidates who have taken the examination have scored either EQUAL TO OR LESS than candidate B. It also indicates that remaining candidates have scored more than candidate B.
- If candidate C's Percentile score is 50, it indicates that 50% of the other candidates who have taken the examination have scored either EQUAL TO OR LESS than candidate C. It also indicates that remaining half of those who took the examination have scored more than candidate C.
- If candidate D's Percentile score is 30, it indicates that 30% of the candidates who have taken the examination have scored either EQUAL TO OR LESS than candidate D. It also indicates that remaining have scored more than candidate D.
- If candidate E's Percentile score is 1, it indicates that none of the candidates who have taken the examination have scored either EQUAL TO OR LESS than candidate E. It also indicates that all remaining candidates who took the examination have scored more than this candidate .

12

8.9 METHOD OF RESOLVING TIES

The overall merit / ranking shall be based on the Percentile scores of the Total Raw Scores.

The method adopted for breaking ties (similar Percentiles) shall be:

1. Biology: Higher Percentile scores in Biology will result in higher ranking
2. Chemistry: If Biology Percentiles do not break the tie, higher Percentile scores in Chemistry will result in higher ranking
3. Physics: If Biology and Chemistry Percentiles do not break the tie, higher Percentile scores in Physics will result in higher ranking
4. Age: If Biology, Chemistry, Physics Percentiles do not break the tie, the candidate elder by age will be ranked higher

8.10 BRIEF DESCRIPTION OF THE STEP-BY-STEP PROCEDURE FOR NORMALIZATION AND OF MERIT / RANKING IN THE AIIMS MBBS ENTRANCE EXAMINATION 2018

1. Distribution of Examinees in two shift per day

Applicants would be allotted into four groups randomly such that these groups are approximately equal in number. These four groups would be First, Second shifts on Day 1 and Day 2 . In the event of lesser number of shifts, the candidates will be divided accordingly. This will ensure that there is no bias in the distribution of candidates who take the examination.

Further, with a large population of examinees spread over the entire country such possibility of a bias becomes remote.

2. Preparation of Results for each Shift

The examination results for **each shift** would be prepared in the form of

Raw Scores

Percentages

Percentiles (**up to 7 decimal places**) **separately** for each of the four subjects (Biology, Physics, Chemistry and General Knowledge) and the Total. *The Percentile of the Total shall **not** be an aggregate or average of the Percentile of individual subjects.*

The following 5 Percentiles would be calculated for each student

Let T, S_1, S_2, S_3, S_4 denote the raw marks obtained in Total, Biology, Chemistry, Physics and General Knowledge:

$$\text{Total Percentile (TP):} \quad 100 \times \frac{\text{No. of candidates from the group with TOTAL MARKS} \leq T}{\text{No. of candidates in the group / shift}}$$

$$\text{Biology Percentile (S1P):} \quad 100 \times \frac{\text{No. of candidates from the group with BIOLOGY} \leq S_1}{\text{No. of candidates in the group / shift}}$$

$$\text{Chemistry Percentile (S2P):} \quad 100 \times \frac{\text{No. of candidates from the group with CHEMISTRY} \leq S_2}{\text{No. of candidates in the group / shift}}$$

$$\text{Physics Percentile (S3P):} \quad 100 \times \frac{\text{No. of candidates from the group with PHYSICS} \leq S_3}{\text{No. of candidates in the group / shift}}$$

$$\text{General Knowledge Percentile (S4P):} \quad 100 \times \frac{\text{No. of candidates from the group with GENERAL KNOWLEDGE} \leq S_4}{\text{No. of candidates in the group / shift}}$$

3. Preparation of Overall Rank / Merit List

The Percentile scores for the Total Marks for both shifts as mentioned above would be merged and arranged so as to derive an overall Merit List / Ranking.

Please Note that the percentile score is not the same as percentage of marks obtained.

4. Resolving Ties

In case of a tie (identical Total Percentile) the order of deciding higher rank / merit would be: Percentile in Biology, Percentile in Chemistry, Percentile in Physics, Percentile in General Knowledge, elder by age.

Example of a hypothetical scenario in the preparation of Overall Ranking / Merit

1. Assuming there are 100000 candidates in each shift the Hypothetical Ranking would be :

PERCENTILE : SHIFT 1 on DAY 1					
ROLL NO	TOTAL	Biology	Chemistry	Physics	General Knowledge
A1015	100.0000000	99.9872345	100.0000000	100.0000000	100.0000000
A1020	99.9872385	100.0000000	99.9872345	99.8957721	99.9872365
A1050	99.9872345	100.0000000	99.9872345	99.8956720	99.9872345
↓	↓	↓	↓	↓	↓
↓	↓	↓	↓	↓	↓
A1001	0.0010000	0.0010000	0.0010000	0.0010000	0.0010000

The Percentiles in Shift 1 on Day 1 is calculated separately for the Total marks and the four subjects. The Percentile for the Total is NOT the aggregate nor the average of the Percentiles of each subject

2. A similar Table has been prepared for Shift 2 on day 1 and two shifts on Day 2

PERCENTILES : SHIFT 2 on Day 1					
ROLL NO	TOTAL	Biology	Chemistry	Physics	General Knowledge
B2050	100.0000000	99.9872340	100.0000000	99.9872347	100.0000000
B2035	100.0000000	100.0000000	99.9872345	99.8956721	99.9872345
B2020	99.9872355	100.0000000	99.9872340	99.8956721	99.9872345
↓	↓	↓	↓	↓	↓
B2041	0.0010000	0.0010000	0.0010000	0.0010001	0.0010000

PERCENTILES : SHIFT 1 on Day 2					
ROLL NO	TOTAL	Biology	Chemistry	Physics	General Knowledge
C3105	100.0000000	99.9872340	100.0000000	99.9872345	100.0000000
C3220	99.9972345	100.0000000	99.9898345	99.8956721	99.9872640
C3641	99.9872355	100.0000000	99.9872345	99.8956721	99.9872324
↓	↓	↓	↓	↓	↓
C3044	0.0010000	0.0010000	0.0010000	0.0010001	0.0010000

14

PERCENTILES : SHIFT 2 on Day 2					
ROLL NO	TOTAL	Biology	Chemistry	Physics	General Knowledge
D4240	100.0000000	99.9872332	100.0000000	99.9972345	100.0000000
D4132	99.9999991	100.0000000	99.9898345	99.8756721	99.9972331
D4332	99.9823156	100.0000000	99.9972045	98.5672107	99.9865840
↓	↓	↓	↓	↓	↓
D4511	0.0010000	0.0010000	0.0010000	0.0010001	0.0010000

3. The next step would be to merge the results of all four shifts using the using the **Percentiles of Total** for ranking.

ROLL NO	TOTAL
A1015	100.0000000
B2050	100.0000000
B2035	100.0000000
C3105	100.0000000
D4240	100.0000000
D4132	99.9999991
C3220	99.9972345
A1020	99.9872385
B2020	99.9872355
C3641	99.9872355
A1050	99.9872345
D4332	99.9823156
A1001	0.0010000
B2041	0.0010000
C3044	0.0010000
D4511	0.0010000

The diagram shows three instances of the word "Ties" with blue arrows pointing to the rows in the table that have identical total scores. The first "Ties" label points to the first five rows (all with a total of 100.0000000). The second "Ties" label points to the rows with a total of 99.9872355 (rows 10 and 11). The third "Ties" label points to the rows with a total of 0.0010000 (rows 18, 19, 20, and 21).

4. Please note that there are some candidates with same Percentile Scores (Ties). In the next step the ties would be resolved with the sequential application of Percentile Scores of

- Biology
- Chemistry
- Physics
- Date of Birth (age)

Each of the above would be taken into consideration in the above sequence till the tie is resolved

Note: Percentile of General Knowledge and Aptitude are not taken into consideration for resolving ties.

The Final Ranking /Merit would be prepared after using resolving ties:

ROLL NO	TOTAL	BIOLOGY	CHEMISTRY	PHYSICS	AGE	REMARKS
B2035	100.0000000	100.0000000				Total Percentile equal but Biology Percentile of B2035>A1015>B2050, C3105,D4240
A1015	100.0000000	99.9872345				
B2050	100.0000000	99.9872340	100.0000000	99.9872347		Total, Biology & Chemistry Percentiles equal but Physics Percentile of B2050>C3105
C3105	100.0000000	99.9872340	100.0000000	99.9872345		
D4240	100.0000000	99.9872332				Total Percentiles equal but Biology Percentile of B2035>A1015>B2050, C3105>D4240
D4132	99.9999991					Total Percentile D4132>C3220>A1020
C3220	99.9972345					
A1020	99.9872385					
C3641	99.9872355	100.0000000	99.9872345			Total and Biology percentiles equal. Chemistry Percentile C3641>B2020
B2020	99.9872355	100.0000000	99.9872340			
A1050	99.9872345	100.0000000	99.9872345	99.8956720		Total Percentile A1050>D4332
D4332	99.9823156	100.0000000	99.9972045	98.5672107		
↓	↓	↓		↓	↓	
↓	↓	↓		↓	↓	
A1001	0.0010000	0.0010000	0.0010000	0.0010000	22/01/2000	Since Total, Biology, Chemistry and Physics Percentiles are equal, according to Date of Birth, age of A1001>B2041>C3044 > D4511
B2041	0.0010000	0.0010000	0.0010000	0.0010000	03/02/2000	
C3044	0.0010000	0.0010000	0.0010000	0.0010000	30/10/2001	
D4511	0.0010000	0.0010000	0.0010000	0.0010000	20/11/2001	

4. The Final Ranking / Merit:

RANK	ROLL NO
1	B2035
2	A1015
3	B2050
4	C3105
5	D4240
6	D4132
7	C3220
8	A1020
9	C3641

RANK	ROLL NO
10	B2020
11	A1050
12	D4332
↓	↓
399997	A1001
399998	B2041
399999	C3044
400000	D4511

5. It may be noted that for the purpose of Online Seat Allocation / Counseling and subsequent admission to any of the AIIMS, the candidate is required to obtain the minimum qualifying criteria as described under 8.7 on page 13.

SUMMARY OF EXAMINATION PATTERN

(Please see the text for details and explanations)

01	Mode of Examination	Computer Based Test (CBT) [Online]
02	Duration of Examination	3½ hours (Three hours and thirty minutes)
03	Date of Examination	Saturday 26 th May, 2018 & Sunday, 27 th May, 2018
04	Number of Shifts	02 (Two) per day [Tentative]
05	Timing of Examination	First Shift : 09.00 AM to 12.30 PM Second Shift : 03.00 PM to 06.30 PM
06	Allocation of shift	Random
07	Location of Examination Centres	Tentatively 155 cities in India
08	Language of Paper	English / Hindi
09	Type of Examination	Objective Type
10	Number of Questions	One Paper of 200 (Two hundred)
11	Type of Objective Questions	Multiple Choice Questions (MCQs) Reason Assertion
12	Distribution of Questions	Physics : 60 Chemistry: 60 Biology (Botany & Zoology) : 60 General Knowledge : 10 Aptitude and logical thinking: 10
13	Distribution of Type of Questions	MCQs 140 Reason Assertion: 60* [*All subjects except General Knowledge/Aptitude]
14	Marking Scheme	Correct Answer : One mark (+)1 Incorrect Answer: Minus one-third (-)1/3 Unanswered / Marked for Review : 0
15	Method of Cut-Off	Percentile corresponding to following Percentages : General 50%, OBC (Non-Creamy Layer) 45%, SC /ST 40%. In case percentile of all shifts are unequal the lower percentile of all shifts shall be the cut off. (Details on page 11)
16	Method of determining merit	Overall merit by merging of Percentiles of Total scores of each shifts [First & Second shifts]
17	Method of resolving ties	<i>In the following order:</i> Percentile in Biology Percentile Chemistry Percentile in Physics Seniority by age

9.1 MERIT LIST

Based on the result of the Competitive Entrance Examination, merit lists will be prepared as below based on Percentile Scores:

- (a) **Common Merit list:** Subject to the Govt. of India, DOPT. O.M.No. 36011/1/98. Estt. (Res), Dated 1st July 1998, it is clarified that only such SC/ST/OBC candidates who are selected on the same standard as applied to general candidates shall not be adjusted against reserved vacancies. In other words, when a relaxed standard is applied in selecting an SC/ST/OBC candidates, for example in the age-limit, experience, qualification, permitted number of chances in written examination, extended zone of consideration larger than what is provided for General category candidates etc. the SC/ST/OBC candidates are to be counted against reserved vacancies. Such candidates would be deemed as unavailable for consideration against the unreserved vacancies. Therefore a reserved candidate will be considered on General Seat only if no relaxation of the eligibility level (i.e. % of marks) and at cut-off level in MBBS Entrance Examination is given.
- (b) **Scheduled Caste candidates list**
- (c) **Scheduled Tribe candidates list**
- (d) **Other Backward Classes candidates list**

In each category i.e. UR, OBC, SC & ST, the total number of candidates eligible to participate in the First Round of Online Seat Allocation /Counseling will be 4 times the number of seats available in each category. The Online Seat Allocation / Counseling for admission to MBBS course in **Nine** AIIMS will be held through an automated process based on the choice exercised by qualified and eligible candidates. The details of the schedule guideline and procedure will be intimated in due course on website www.aiimsexams.org.

17

- 9.1.1 Inter se merit of two or more candidates in the same category obtaining equal total Percentile Scores in the competitive Entrance Examination will be determined in order of:
- (a) Candidates obtaining higher in Biology in the Entrance Examination.
- (b) Candidates obtaining higher in Chemistry in the Entrance Examination.
- (c) Candidates obtaining higher in Physics in the Entrance Examination.
- (d) Candidates older in age.

For detailed explanation refer to section 8.

- 10.1 The list of candidates who qualify for online counseling to the M.B.B.S. course would be declared tentatively by **18th June, 2018**. Roll numbers of candidates who qualify for admission will be available on AIIMS website www.aiimsexams.org.
- 10.2 The Institute will not intimate unsuccessful candidates individually regarding the result of Entrance Test. No correspondence in this regard will be entertained. However, the marks/ Percentile Scores of individual candidate will be made available on AIIMS Website www.aiimsexams.org.
- 10.3 **Requests for re-evaluation/re-checking will not be entertained under any circumstances.**
- 10.4 Selected candidates are required to report to the respective AIIMS to undergo **medical Examination** by a Medical Board consisting of Faculty Members set up by the respective Institute. *If, in the assessment of the Medical Board, a candidate is found medically unfit to the course, then he/she will be not admitted and the decision of the Medical Board shall be final.*

11.1 SUPREME COURT RULES REGARDING ANTI RAGGING

As per direction of the Hon'ble Supreme Court of India, the Government has banned ragging completely in any form inside and outside the campus and all the AIIMS authorities are determined not to allow any form of ragging. Whosoever directly or indirectly commits, participates in, abets or instigates ragging within or outside any of the AIIMS shall have an FIR lodged against him/her and he/she will be suspended or rusticated from the institution and shall also be liable to be fined which may extend to Rs. 10,000/-. In case the applicant for admission is found to have indulged in ragging in the past or if it is noticed later that he/she has indulged in ragging, admission can be refused or he/she shall be expelled from the educational institution. The punishment may also include, suspension from attending the classes, withholding/ withdrawing fellowship/ scholarship and other financial benefits or withholding the result.

11.2 ANTI RAGGING REGISTRATION

Selected candidates shall register himself/herself in the website www.antiragging.in / www.amanmovement.org and take a print out and submit the self-attested printout to Academic Section with 7 days.

12.1 GENERAL

Admitted candidates **must attend the Orientation Programme** and join classes on **1st August, 2018 (16th July, 2018 for AIIMS, New Delhi)**. The admission of the candidates, who fail to join the Course by the date stipulated in the letter of intimation, shall automatically be cancelled and such seats shall then be offered to the candidates on the waiting list in order of merit in the same category.

Normally no candidate, Indian or Foreign, will be admitted to the MBBS course beyond 31st August of the year of the admission. No candidate except foreign nationals will be admitted under any circumstances beyond 31st August of the year of admission. The candidates who are admitted after 31st August will be eligible for appearing in the First Professional Examination only with the next batch of students.

Candidates selected for admission to the MBBS course at the AIIMS after verification of their eligibility and offered admission should bring the following original certificates/testimonials/documents at the time of admission:

- I. Certificate of having passed the 10+2 or equivalent Examinations, showing the subject offered by him/her in the Examination
- II. Certificate from the Board from which he/she passed the High School/Higher Secondary Examination, showing his/her date of birth.
- III. Certificate/Mark sheet from the Board from which he/she passed the 10+2 or equivalent Examination showing that he/she has secured 60% or more marks (50% in case of SC/ST/Persons with Benchmark Disability) in aggregate in English, Physics, Chemistry and Biology.
- IV. Migration Certificate from the University/Board last attended by him/her.
- V. *Applicable only to candidate belonging to Scheduled Caste/Tribe/OBC/OPH Category:*
 - a. *SC/ST Certificate issued by the competent authority. Community should be clearly mentioned in the certificate.*
 - b. *OBC Certificate issued by the competent authority. The sub-caste should tally with the **central list** of OBC. OBC candidates should not belong to Creamy layer. OBC certificate must be in the prescribed format.*
 - c. *Certificate from prescribed authority showing that he/she belongs to Persons with Benchmark Disability Category.*

12.2 FEES & OTHER PAYMENTS**A. Indian Nationals:**

The dues are to be paid in cash immediately, after you have been declared medically fit in the Medical Board of the Institute as per details given below:

Sl No.	ACADEMIC & OTHER FEES	Amount in `Rs	HOSTEL & OTHER FEES	Amount in Rs`
1	Registration Fee	25.00	Hostel Rent*	990.00
2	Caution Money	100.00	Gymkhana Fee	220.00
3	Tuition Fee	1350.00	Pot Fund	1320.00
4	Laboratory Fee	90.00	Electricity Charges	198.00
5	Student Union Fee	63.00	Mess Security (Refundable)	500.00
6			Hostel Security (Refundable)	1000.00
	TOTAL	1628.00	TOTAL	4228.00

ABOVE FEES ARE SUBJECT TO REVISION

**Hostel accommodation will be provided subject to availability*

The above payment is to be made in Cash. Please Note that Cheques, Drafts, Money Orders etc. will not be accepted in any case, Extension of date for payment of dues will not be permitted in any case.

B. Foreign Nationals:

Tuition fees of US \$ 75,000/-(divided in 3 equal installments for Pre-clinical phase, Para clinical phase and Clinical phase of MBBS course) will be charged from the foreign national students admitted to MBBS course at AIIMS.

12.3 SEMESTERS

First Semester: 1st August to 13th December (16th July to 13th December for AIIMS New Delhi)

Second Semester: 1st January to 15th July

M.B.B.S. students in the Pre-clinical course shall avail of full winter vacation from 14th December to 31st December and summer vacation from 16th July to 15th August. In para-clinical and clinical courses, students shall avail of only one half of the vacation. i.e. halves of **Winter Vacation** from **14th December to 31st December** and **Summer Vacation** from **16th May to 15th July**.

12.4 ATTENDANCE

Attendance to MBBS course is compulsory.

Every MBBS student must obtain 75% attendance in aggregate with a minimum of 65% in each of the subjects before they are permitted in the 1st, 2nd and Final Professional Examinations.

Those students who obtain 70% attendance will be permitted in the professional Examinations with the permission of Dean/Director. Such cases will be considered on the merit of each case.

Students who obtain the permission to participate in the various Inter-Medical College/Inter Institutional festivals outside the AIIMS and those who participate /organize the PULSE programme at AIIMS will be considered for some relaxation in the attendance. (Authority Academic Committee meeting held on 17/6/2005 and approved by Governing Body on 5/7/2005)

Any student with attendance less than 70% in aggregate and 65% in each of the subject will NOT BE PERMITTED IN THE 1st, 2nd & final Professional Examination.

20

12.5 EXAMINATIONS IN FIRST MBBS

The Schedule of semester Examinations in the First Professional MBBS is as under:

Semester Examinations	Dates
First Mid Semester	October Examination generally commences by the 10 th day of the month and takes about 8-10 days time
First End Semester	December Examination generally starts in the first week of December to be completed by 13 th December and it usually takes about 8-10 days time
Second End Semester	March Examination generally commences by 10 th day of the month and takes about 8-10 days time
First MBBS Professional Examination	July Examination is generally held in the first and second weeks of July
First MBBS Supplementary Examination	November Examination is generally held in the second week of November

12.6 ATTEMPTS

If a student does not qualify/pass MBBS 1st Professional Examination in 3 attempts (Regular & Supplementary) and 2nd Professional Examination/3rd Professional Examination in 04 attempts i.e. 02 regular plus 02 supplementary Examinations (for all subjects) for each phase, then the name of such students will be struck off from the rolls of the Institute. However, in case such rules are modified at any time the appropriate rules shall apply.

12.7 WEIGHTAGE FOR INTERNAL MARKS

First MBBS students who do not clear the First MBBS Professional Examination will be allowed to take the supplementary Examination only if they have 40% marks in their internal assessment in each subject independently in theory and practical components. Once they are found eligible for the supplementary exam, 25% of weightage will be carried forward from internal assessment and 75% will be allotted to the Supplementary Examination.

In case internal assessment is less than 40% the student will not be allowed to sit in the Supplementary Examination and will be made to repeat the 1st year but this non-appearance will not be counted as an attempt. The same weightage of marks will be applicable when they appear for the exam in the next year.

12.8 COMPULSORY ROTATORY INTERNSHIP TRAINING

After passing the Final M.B.B.S. Examination, all the candidates will be required to do compulsory internship for a period of one calendar year (12 months) in the hospital and rural health centers recognized by the AIIMS. During the internship period, the interns are allowed a total of 15 days leave in full term of one year. (Any Modification of rules of Internship will be notified separately).

The degree of M.B.B.S. shall be awarded after satisfactory completion of one year's internship.



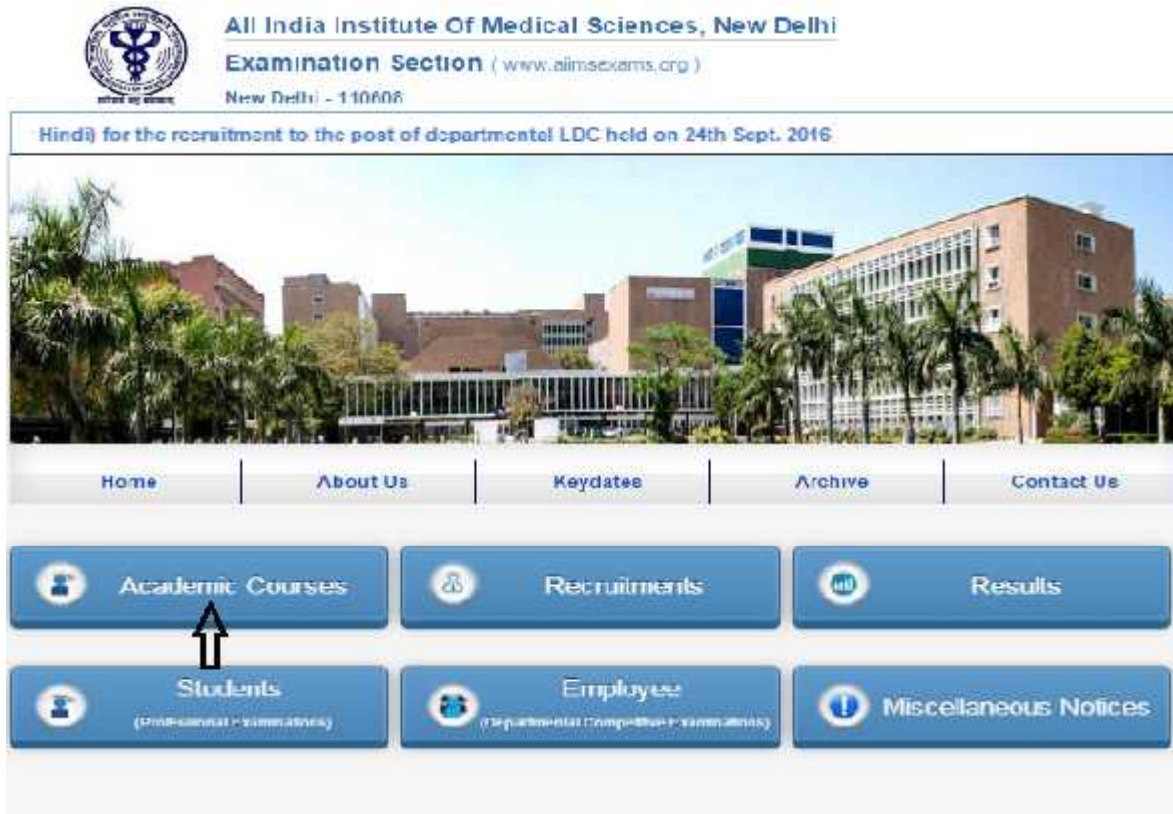
Code	States & Union Territory
01	Andhra Pradesh
02	Arunachal Pradesh
03	Assam
04	Bihar
05	Chhattisgarh
06	Delhi
07	Gujarat
08	Goa
09	Haryana
10	Himachal Pradesh
11	Jammu & Kashmir
12	Jharkhand
13	Karnataka
14	Kerala
15	Madhya Pradesh
16	Maharashtra
17	Manipur
18	Meghalaya

States & Union Territory	Code
Mizoram	19
Nagaland	20
Orissa	21
Punjab	22
Rajasthan	23
Sikkim	24
Tamil Nadu	25
Telangana	26
Tripura	27
Uttar Pradesh	28
Uttarakhand	29
West Bengal	30
Andaman & Nicobar	31
Chandigarh	32
Dadra & Nagar Haveli	33
Daman and Diu	34
Lakshadweep	35
Puducherry	36

User Manual

[Important Instructions for Applicants/Candidates filling AIIMS - MBBS Online Application Form]

- Open the website of All India Institute of Medical Sciences. The URL of the website is <https://www.aiimsexams.org>.
- The home page as shown below appears on the screen.



- By clicking Academic Courses tab, a Candidate can navigate to the desired course i.e. MBBS in order to register for applying to appear in the MBBS Entrance Examination.

Instruction Page

On clicking the [Click here](#) button Next page shown will be the “[Instruction Page](#)” that contains the information regarding the various steps of Application Form.

After reading all the instruction given on the page, click on “[Proceed](#)” button.

1 2 3 4 5 6
Registration Make Payment City Choice Qualification & Address Details Upload Images Print Application Form

Instructions for Registration

- Online Registration is a 6 Step process. All Six (6) Steps of Online Application Process should be completed before closing date as per the Advertisement. To avoid last day rush and disappointment, it is advisable to complete online registration well before closing date. Incomplete application form or with wrong or deliberately concealed information is liable to be straight away rejected without any intimation.
- Before proceeding to register for AIIMS MBBS January 2017 you must ensure that you have read and understood the eligibility criteria of MBBS as your form can be rejected at any stage due to the eligibility.

Step 1. Registration: Applicant should fill correct basic details like Full Name, DOB, Category, Gender, Email, Contact No. etc. subsequently to get Login credentials.

- After completion of 1st Step of Application, Applicant will get SMS and E-mail intimating about Login Credentials (If SMS or E-mail is not received, Call Helpline immediately).
- Login with the credentials provided and change password on the first login. Password length should be between 8-16 characters. Please remember your password and do not share it with others.
- After completion of 1st stage of Application process, My Page will be generated for such applicant according to the online information as filled by him/her. My Page will provide information regarding Date Sheet. These should be completed before closing date, Admit Card & Result.

Step 2. Fee Payment: Payment of Application Fee can be done online through Debit card/Credit card and Net banking.

- After successful payment of Application fee, take printout of payment receipt using online Registration Number which can be used for future correspondence.

Step 3. City Choice: Select Examination City from available City list carefully. City availability list shows the actual availability of seats in a city. City once selected cannot be changed later.

Step 4. Qualification & Address details: Fill correct Qualification & Address details like Qualifying Examination Name, Status etc. and also fill Address details.

Step 5. Upload Images: Applicant is required to upload a recently taken digital/scanned Photograph, Signature and Thumb Impression in JPG/JPEG format. The digital size of the Photograph file must be between 10 KB-100 KB and digital size of Signature and Thumb Impression file must be between 10 KB-50 KB, saving which applicant will not be able to cancel/bring any complete registration process. The photograph to be uploaded must be taken within 6 months from on-line registration opening date.

Step 6. Print Application Form: Applicant must take print of Application Form and must check all information filled in the Application form carefully before final submission of registration form. After submission of Registration form no request for correct changes will be entertained. Taking print of Registration Sheet is essential.

- Applicant need not to send hardcopy of Application Form or any other document to Exam Section, AIIMS. Always keep Application form and payment receipt with you for future references.
- No written acknowledgment will be issued for the receipt of the application. However, the applicant can verify Application completion status on www.aimesonline.org after submission by login. If you see any discrepancy, call us on Helpline No. 8910010217, 9552818100.

Proceed

Copyright © All India Institute of Medical Sciences, New Delhi. All Rights Reserved.

25

The following links are available under General links:-

The screenshot shows the AIIMS MBBS 2018 Entrance Examination website. The header includes the AIIMS logo and name, the email address aiims.mbb2017@gmail.com, and a "Helpline Numbers" link. A left sidebar contains a "General Links" menu with options: General, Registration, Prospectus, Examination, Result, Counselling, and FAQ. The main content area is titled "AIIMS MBBS-2018 Entrance Examination" and "Welcome To The Login Page". It features two main sections: "New Registration" and "Applicant Login". The "New Registration" section includes a "Click Here" button and a "Compatible Browsers" note. The "Applicant Login" section has input fields for Candidate ID, Password, and CAPTCHA, along with a "Login" button and a "Forgot your login details?" link. Below these sections is an "Important Announcement" box. Red callout boxes with numbered lists point to various elements on the page:

- Callout 1:** 1. Home, 2. Advertisement, 3. Important Notice
- Callout 2:** 1. Login, 2. Examination Fees, 3. Examination Cities, 4. How to Upload Images, 5. Guidelines/User Manual
- Callout 3:** 1. Download PDF, 2. Introduction, 3. Aims & Objectives, 4. Duration of Course, 5. No. of Seats, 6. Eligibility, 7. Course Fee
- Callout 4:** 1. Important Dates, 2. Examination Cities, 3. Standard & Language, 4. Scheme of Marking

Copyright © All India Institute of Medical Sciences, New Delhi. All Rights Reserved.

Step 1: Registration

Candidate should fill in all the required information in the Application Form like Candidate full name, Father Name, Mother name, DOB, Category, PWBD Status and Nationality etc. and Read the Declaration of Eligibility carefully and give consent on it before submitting the form.

On clicking the **“Proceed”** button Next page shown will be the New Candidate **Registration details to be filled.**

(All fields are mandatory except # marked fields).

All India Institute Of Medical Sciences

Registration No: 2015010207_050340914

1 Registration 2 Make Payment 3 City Choice 4 Qualification & Address Details 5 Upload Images 6 Final Application Form

Registration Form **All fields are mandatory except # marked fields.**

Course Applying for: MUUS

Personal Details

(Please Full Name as recorded in Secondary School Leaving Certificate or equivalent examination.)

Full Name: TFST | Old name Full Name: TFST

(Do not add solution for Father's/Mother's name.)

Father's Name: LUS | Mother's Name: LUS

(Fill in your date of Birth as recorded in Secondary School Leaving Certificate or equivalent examination. Date of Birth should be in dd/mm/yyyy format.)

Date of Birth: 23/07/2000 | Gender: Male Female Third Gender

(All OBC Creamy Layer Candidate will be considered as General.)

Category: SC ST OBC(NC) General | ORI: Yes No

Nationality: Indian OCI Other | State of domicile: India (IND)

ID Proof: Driving Licence | ID No.: 123456

(Please bring along this ID Proof at the time of examination)

Place of Issue: INDIA | Issue Date # (Optional): 12/01/2011

Valid Till # (Optional): 12/01/2027

Language in which Question paper is desired: Hindi English

Have you appeared at AIIMS MBBS Entrance Exam earlier? Yes No

Year of Last appearance?: 2010

AIIMS Preference

Preference 1: AIIMS-Delhi | Preference 2: AIIMS-Bhubaneswar

Preference 3: AIIMS-Jodhpur | Preference 4: AIIMS-Bhopal

Preference 5: AIIMS-Patna | Preference 6: AIIMS-Raipur

Preference 7: AIIMS-Ranchi

Contact Details

(Your Email ID and Mobile Number will be used for Communication and Notification through SMS and E-mail)

Email ID: deepak.fular@aiimsiv.com | Confirm Email ID: deepak.fular@aiimsiv.com

Mobile No.: +91 9888888888 | Confirm Mobile No.: +91 9888888888

Please enter your 10 digit mobile number only. Don't add '0' or '+91' before it. For Landline number please enter the 'STD' code of that area.

Alternate Number # (Optional): Mobile Landline

Note: Full Name, Date of Birth, Category, ORI, Email ID and Mobile no. cannot be changed once payment of Application fee is done.

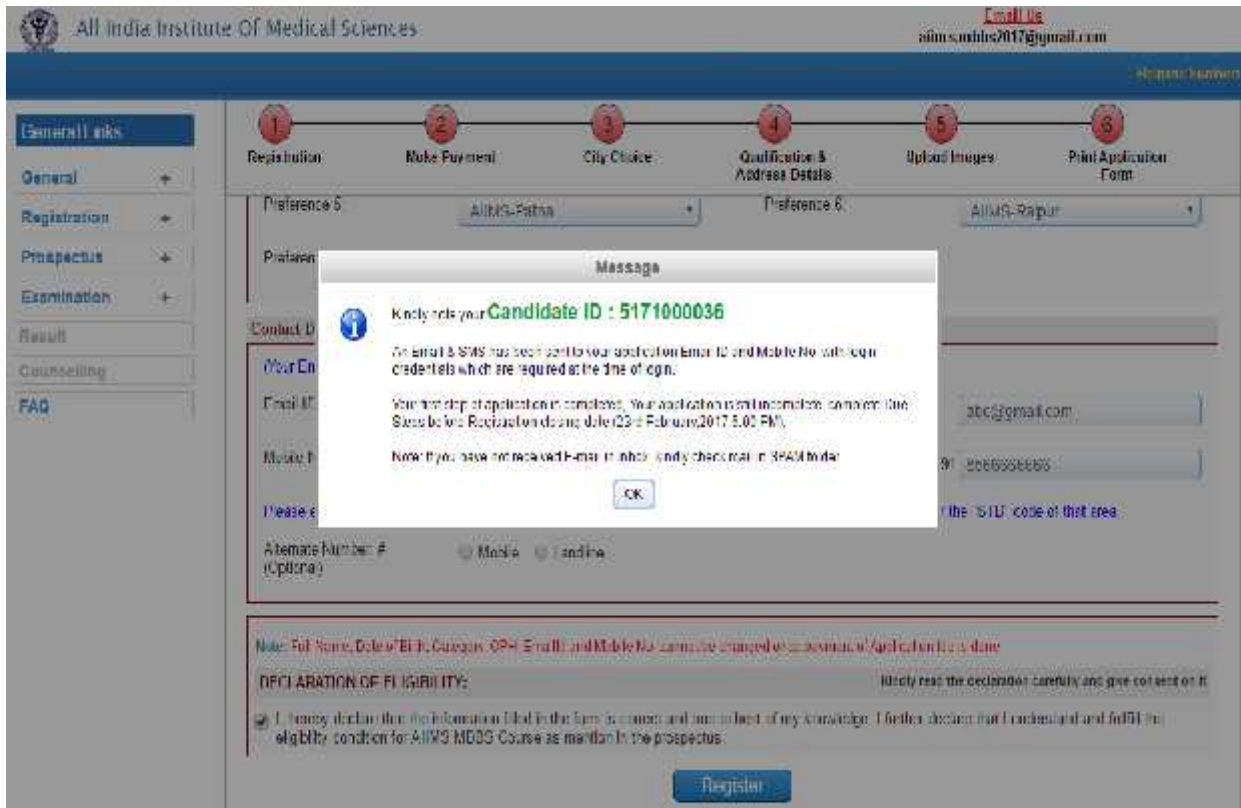
DECLARATION OF ELIGIBILITY: Kindly read the declaration carefully and give consent on it.

I, hereby declare that the information filled in the form is correct and true to best of my knowledge. I further declare that I understand and fulfill the eligibility condition for AIIMS MBBS Course as mention in the prospectus.

Register

Copyright © All India Institute of Medical Sciences, New Delhi. All rights Reserved

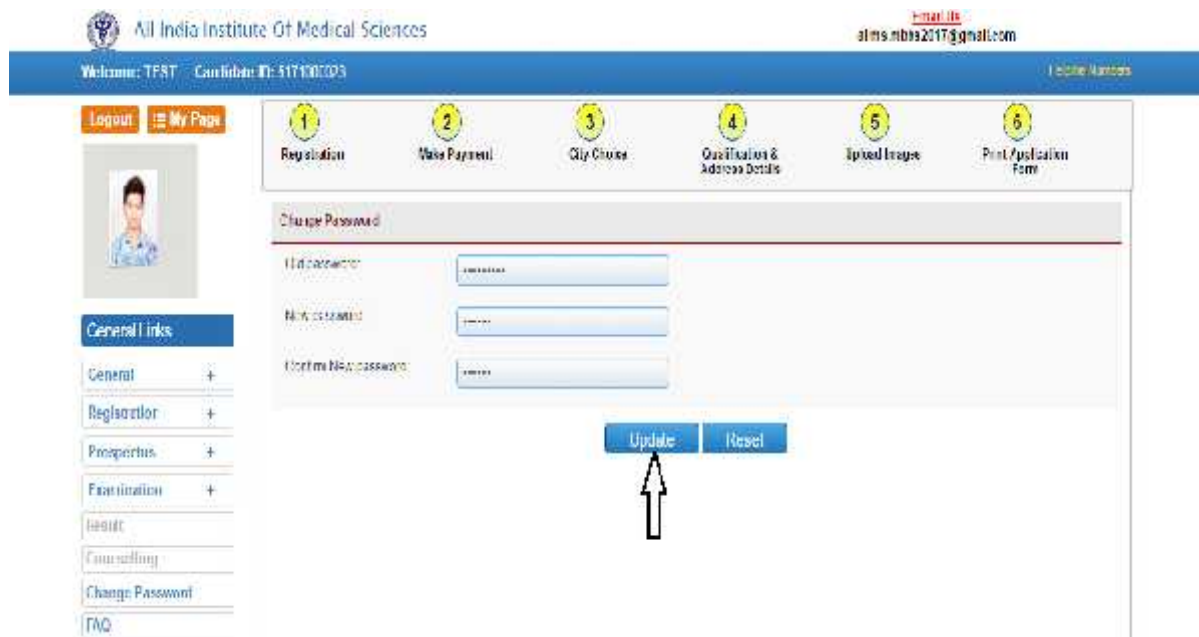
After filling the required information then click on “**Register**” button.
 After clicking the button a message will appear on screen containing ‘**Candidate ID**’. An **Email and SMS** will also be sent to registered **E-mail Id** and **mobile number** having Login Credentials i.e. **Candidate ID** and **password**.
Please note this candidate id for future references.



a) Change Password

Login with the provided login Credentials i.e. **Candidate Id and Password** and correct **Captcha**. On first time login, candidate has to change password through **Change Password** page.

Re-login with the new changed password to complete due steps of Application Process.



b) Candidate Information Page(Dash Board)

After logging in with Candidate Id and password, the next page appears will page will show the **all Six (6) steps of Application Process**. First step is new candidate **Registration for MBBS Entrance Examination**.

The color of the Number of the Step in Navigation Bar will change from **RED** to **YELLOW** as the steps get completed and candidate can jump/go to any steps among the completed steps at any time.

Colour will change from **RED** to **YELLOW** as a step of registration gets completed

Copyright © All India Institute of Medical Sciences, New Delhi. All Rights Reserved

29

c) Edit Information Page

Candidate should re-check the filled in information, in case there is some error in the information filled in the form Candidate can edit some information by clicking on **EDIT button**. It will redirect candidate to **Registration page** where some information can be edited.

After clicking **Update** button, Candidate will be navigated to **Candidate Information (MyPage) Page**

c) Edit Information Page

Candidate should re-check the filled in information, in case there is some error in the information filled in the form Candidate can edit some information by clicking on **EDIT button**. It will redirect candidate to **Registration page** where some information can be edited.

After clicking **Update** button, Candidate will be navigated to **Candidate Information (MyPage) Page**

AIIMS Logo All India Institute of Medical Sciences

Welcome: TPST Candidate ID: 5171000036 Helpline No.: 8515010347, 9582848115

Logout My Page

1 Registration 2 Make Payment 3 City Choice 4 Qualification & Address Details 5 Upload Images 6 Print Application Form

Personal Details

Candidate ID:	5171000036	Course Applied:	MBBS
Full Name:	TPST		
Father's Name:	II SI	Mother's Name:	II SI
Date of Birth:	21 Jan 1995	Gender:	Male
Category:	General	Nationality:	INDIAN
OPH:	No	State of Domicile:	Dadra (NCT)
ID Proof:	Driving Licence	ID No.:	123456
Place of Issue:	INDIA	Issue Date:	17/01/2011
Valid Till:	15/01/2017		

Language in which Question paper is desired: English

Have you appeared at AIIMS MBBS Entrance Exam earlier?: Yes

Year of appearance?: 2010

Contact Details

Email ID:	deepak.fular@aiims.com	Mobile No.:	9005000050
Alternate Number:	No		

Due Steps

✖	Make Payment	Incomplete
✖	City Choice	Incomplete
✖	Qualification & Address Details	Incomplete
✖	Upload Images	Incomplete
✖	Print Application Form	Incomplete

[Edit](#) [Proceed to Step 2](#)

Copyright © 2018 All India Institute of Medical Sciences. All Rights Reserved

Logout My Page



General Info

- General
- Registration
- Prospectus
- Examination
- Result
- Accounting
- Change Password
- FAQ

1
2
3
4
5
6

Registration
Make Payment
City Choice
Qualification & Address
Upload Images
Print Application

Personal Details

(Enter Full Name as recorded in Secondary School Leaving Certificate or equivalent examination.)

Full Name: Female F.O. Name:

(Use last name for Father/Mother's name.)

Father's Name: Mother's Name:

(If in your date of birth as recorded in Secondary School Leaving Certificate or equivalent examination, Date of Birth should be in DD/MM/YYYY format.)

Date of Birth: Gender: Male Female Other Gender

(All SSC/Quarry Level Certificate will be consider as General)

Category: SC ST OBC(NCL) General OPN: Yes No OPN %:

Nationality: India Foreign Other State of Domicile:

ID Proof: ID No.:

(Please bring along this ID Proof at the time of appearance)

Place of Issue: Issue Date & (Optional):

Valid till (Optional):

Language in which Candidate appear is desired: Hindi English

Have you appeared at AIIMS MBBS Entrance Exam earlier? Yes No

Year of Last appearance:

AIIMS Preference

Preference 1: Preference 2: Preference 3: Preference 4: Preference 5: Preference 6: Preference 7:

Contact Details

(Your Email ID and Mobile Number will be used for Communication and Notification through SMS and Email)

Email ID: Confirm Email ID:

Mobile No.: Confirm Mobile No.:

Please enter your 10 digit mobile number only. Digit '0' or '+' will follow 9. For Landline number please enter the '21' digit code of the area.

Alternate Number # (Optional): Mobile Landline Mobile No.:

Note: Full Name, Date of Birth, Category, OPN, Email and Mobile No. cannot be change once person of Application fee is paid

DECLARATION OF ELIGIBILITY: Readily read the declaration carefully and give consent as it

I, hereby declare that the information filled in the form is correct and true to the best of my knowledge. I further declare that I understand and fulfill the eligibility condition for AIIMS MBBS Course as mention in the prospectus.

Click on Update button to go to next step of Application "Make Payment".



Step 2: Make Payment

On Clicking “Proceed” button candidate navigates to **Make Payment** page to pay Application Fee. Payment of Application fee can only be done through **Online Mode i.e. Debit/Credit card and Internet Banking.**

Candidate can check available cities by clicking on Check City Choice Status before Payment

1 Registration 2 Make Payment 3 City Choice 4 Qualification & Address Details 5 Upload Images 6 Print Application Form

Candidate Details



Name	Candidate ID	Amount	Proceed for Payment
TEST	5181002630	1500	 

Check City Choice Status: [Click here](#)

32

1 Registration 2 Make Payment 3 City Choice 4 Qualification & Address Details 5 Upload Images 6 Print Application Form

Candidate Details

Name	Candidate ID	Amount	Proceed for Payment
TEST	5181002630	1500	 

Check City Choice Status: [Click here](#)

Candidate may pay Application Fee through any of the Payment Gateway either SBI or PayGov

Candidate can choose the payment mode of his choice from various options available to pay Application Fee when SBI payment Gateway selected

Net Banking


SBI
Nil
[Click Here](#)


Other Banks
Bank Charges: 11.1
[Click Here](#)

Card Payments


State Bank Debit Cards
Bank Charges: Nil
[Click Here](#)

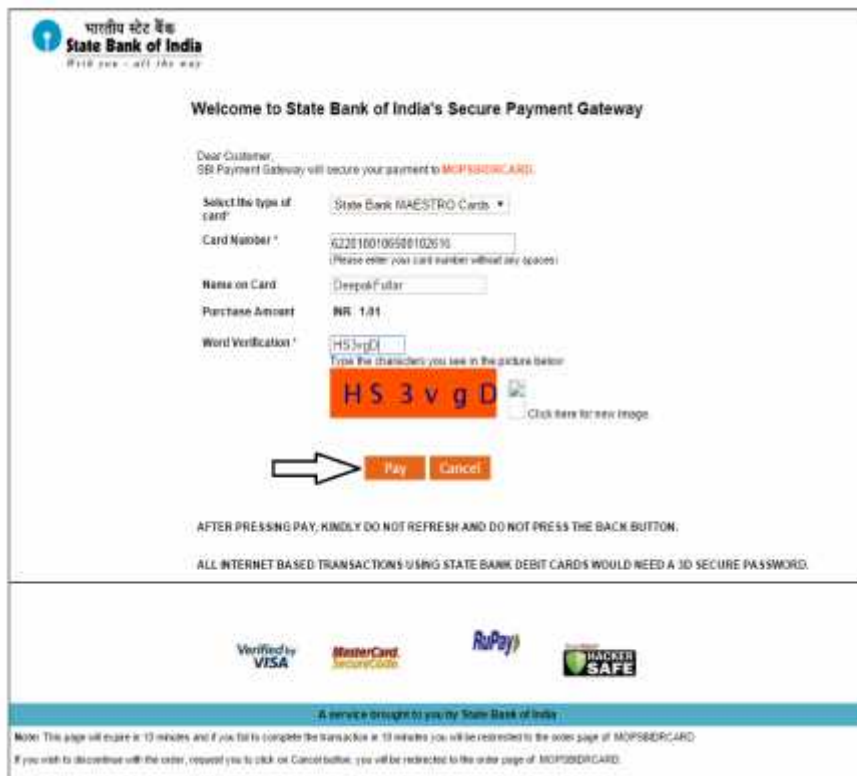

Other Bank Debit Cards
Bank Charges: 0.80
[Click Here](#)


Credit Cards
Bank Charges: 0.05
[Click Here](#)

Other Payments Modes


Buddys
Buddy
Bank Charges: 5.75
[Click Here](#)

To pay Application fee through Credit/Debit Card, candidate should enter the information asked for, to pay through on line mode and click on **PAY** button.



भारतीय स्टेट बैंक
State Bank of India
With you - all the way

Welcome to State Bank of India's Secure Payment Gateway

Dear Customer,
SBI Payment Gateway will secure your payment to **MOPSDRCARD**.


Select the type of card*

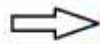
Card Number*
(Please enter your card number without any spaces)

Name on Card

Purchase Amount **INR 1.81**

Word Verification*
Pick the characters you see in the picture below

 [Click here for new image](#)



AFTER PRESSING PAY, KINDLY DO NOT REFRESH AND DO NOT PRESS THE BACK BUTTON.

ALL INTERNET BASED TRANSACTIONS USING STATE BANK DEBIT CARDS WOULD NEED A 3D SECURE PASSWORD.

Verified by **VISA** **MasterCard** **SecureCode** **RuPay** **HACKER SAFE**

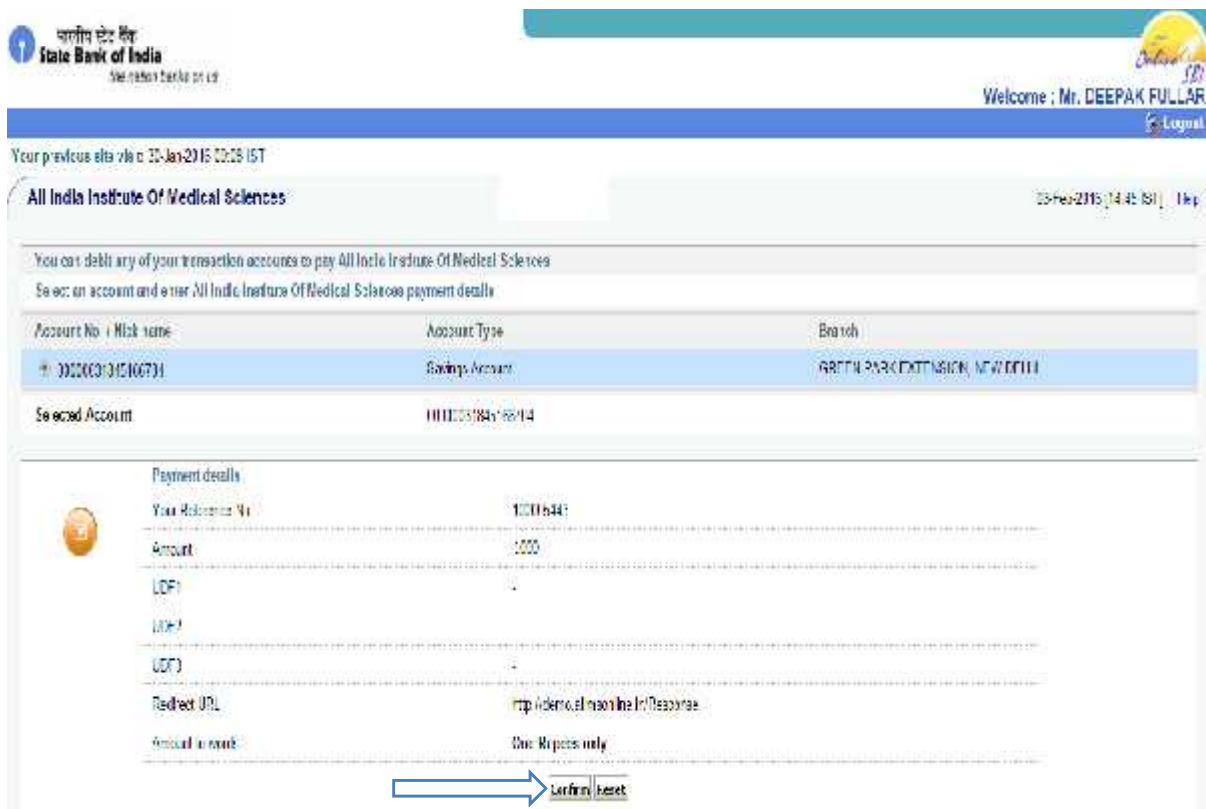
A service brought to you by State Bank of India

Note: This page will expire in 10 minutes and if you fail to complete the transaction in 10 minutes you will be redirected to the order page of MOPSDRCARD.
If you wish to discontinue with the order, request you to click on Cancel button; you will be redirected to the order page of MOPSDRCARD.

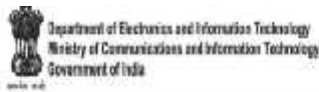
To pay registration fee through Net banking, candidate should Login with your credentials of net banking and click on submit button to proceed for payment.




Application fee amount will reflect in the form and candidate should check the details carefully before clicking **Confirm** button.




Candidate can choose the payment mode of his choice from various options available to pay Application Fee when PayGov payment Gateway selected



35




Candidate must remember to take printout of Payment Receipt as a proof of successful payment of Application fee by clicking on **Print** button.

 All India Institute Of Medical Sciences

Welcome: TEST Candidate ID: 5171000035 Helpline No. : 8510210247, 9582940110

[Logout](#) [My Page](#)




General Links

- General +
- Registration +
- Prospectus +
- Examination +
- Result
- Counselling
- Change Password
- FAQ

1 Registration 2 Make Payment 3 City Choice 4 Qualification & Address Details 5 Upload Images 6 Print Application Form

Payment Details

 ALL INDIA INSTITUTE OF MEDICAL SCIENCES
Ansari Nagar, New Delhi - 110008

Payment Receipt - MBBS Course 2017

Candidate ID:	5171000035	Registration No:	2100017
Candidate Name:	TEST	Category:	General
Date of Birth:	31/01/1990	Disability Status:	Yes
Gender:	Male		

Amount: Rs. 1000

Mode of Payment:	Online	Date:	23/01/2017
Transaction ID:	1000064959	Status:	Online

[Print](#) [Proceed to Step 3](#)

Copyright © All India Institute of Medical Sciences, New Delhi. All rights reserved.

Step 3: City Choice

The third step of Application is **City Choice** for entrance examination. After successful payment of Application fee candidate will be directed to **City Choice Page** by clicking the Proceed to Step 3 button.

The City availability list shows the real time status of seats available in a city.
“City once chosen cannot be changed, so pay at most care while opting city”

Copyright © All India Institute of Medical Sciences, New Delhi. All rights reserved.

Step 4: Qualification & Address Details

After third step of Application process is completed, the next step is to fill **Qualification & Address Details**. Candidate should fill all the information asked for regarding Qualifying Examination like Name, Status, and Board of Exam etc. and complete permanent and correspondence address.

All India Institute Of Medical Sciences
Email Id: aiims.mbbs2017@gmail.com
Welcome: 1E31 Candidate ID: 5171000035 [Logout](#) [My Page](#) [Help/Feedback](#)

1 Registration 2 Make Payment 3 City Choice 4 Qualification & Address Details 5 Upload Images 6 Print Application Form

Qualification & Address Details

Educational Qualification

Qualifying Exam:

Qualifying Exam Status: Class 12th Roll no:

Exam Board Name: State Name:

Scoring Scheme: Percentage CGPA

Exam Passed	Marks Obtained	Max Marks	Percentage(%)
SSC Exam(10+2)	<input type="text" value="816"/>	<input type="text" value="900"/>	89.25

Note: If you have selected Passed in qualifying exam status, indicate the marks obtained out of maximum marks in English, Chemistry, Physics and Biology in 10+2 or equivalent examination.

Address Details: (Check here if Correspondence Address is same as filled Permanent Address)

(A) Permanent Address	(B) Correspondence Address
Address Line 1: <input type="text" value="D-217, DDA FLATS"/>	Address Line 1: <input type="text" value="D-217, DDA FLATS"/>
Address Line 2: <input type="text" value="BINDA PUR"/>	Address Line 2: <input type="text" value="BINDA PUR"/>
Address Line 3: <input type="text" value="NEW DIT III"/>	Address Line 3: <input type="text" value="NEW DIT III"/>
Country: <input type="text" value="India"/>	Country: <input type="text" value="India"/>
State: <input type="text" value="Goa"/>	State: <input type="text" value="Goa"/>
City: <input type="text" value="North Goa"/>	City: <input type="text" value="North Goa"/>
Pin Code: <input type="text" value="110059"/>	Pin Code: <input type="text" value="110059"/>

[Proceed to Step 5](#)

Copyright © All India Institute of Medical Sciences, New Delhi. All rights Reserved.

Step 5: Upload Images

In 5th step of Application form, Candidate need to upload his/her latest passport size Photograph, Signature and Thumb Impression. The supported digital image format includes .gif, .png, .jpg/jpeg.

Upload Images

First read the instructions given regarding **Photo, Signature and Thumb Impression** upload. To upload image click **Choose File** button and browse to path where the image is stored. You can see the preview of the uploaded images. Please refer to **Sample Images** provided on the page, if you are satisfied with the preview of images, click on **Accept** button else try again to upload the images. After uploading all three required images, give consent on the declaration and click on **Proceed to Step 6** button.

Note: Images once uploaded cannot be changed later so candidates are requested to pay due attention while uploading the images.

All India Institute Of Medical Sciences
Welcome: TEST Candidate ID: 8171000086

1 Registration 2 Make Payment 3 City Choice 4 Qualification & Address Details 5 Upload Images 6 Print Application Form

Upload Photo

Photograph once uploaded cannot be changed, unless rejected by AIIMS

Choose File No file chosen

- Background colour of photograph is white.
- Photograph is not blurred.
- Photograph size is as per instructions.
- This Photograph is mine.

Accept

For Preview click on image

Sample image

Instruction for photo upload:

- Photograph must be a passport size colour photograph without border and clearly showing the face.
- White border is necessary. Colour of background should be uniform. No. of photographs: 10 (10 copies).
- Photograph must be placed on a clean white background.
- Print a line of 2.54 cm x 3.51 cm (1 inch x 1.38 inch) on a white paper sheet and paste the photo in the box.
- Scan the box with photograph pasted in it, not the whole paper sheet. Save the image as .jpg/.jpeg/.png image.
- The size of image should be between 50-100 kb. Size of the image can be checked by right click on the image and then go to "Properties" tab.
- If the size of the image is more than 100 kb, then adjust the settings of scanner such as set the dpi of the scanner to 300 dpi and quality of image at low. If image size is still more than 100 kb then reduce the image to the given specifications.

Upload Signature

Signature once uploaded cannot be changed, unless rejected by AIIMS

Choose File No file chosen

- Background colour of signature is white.
- Signature is not blurred.
- Signature size is as per instructions.
- This Signature is mine.

Accept

For Preview click on image

Signature
Sanku Signature

Instruction for Signature upload:

- Take a box of 973 x 661 (width/height) on a white paper sheet.
- Take a black ballpoint/roller ball pen (preferably fountain pen).
- The signature has to be written in blue or black ink in the box given.
- Following things of signature are NOT acceptable:
 - Signature containing initials only.
 - Signature in CAPITAL LETTERS.
 - Signature with overwriting.
- Signature must be signed by the applicant, not by any other person. Signature should be done in the center of the box.
- Scan the box with signature only, not the whole sheet. Save the signature as .jpg/.jpeg/.png image.
- The size of image should be between 50-100 kb. Size of the image can be checked by right click on the image and then go to "Properties" tab.
- If the size of the image is more than 100 kb, then adjust the settings of scanner such as set the dpi of the scanner to 300 dpi and quality of image at low. If image size is still more than 100 kb then reduce the image to the given specifications.

Upload Left Thumb Impression

Left Thumb Impression once uploaded cannot be changed, unless rejected by AIIMS

Choose File No file chosen

- Background colour of Thumb Impression is white.
- Thumb Impression is not blurred and lines are clearly visible.
- Thumb Impression size is as per instructions.
- This Thumb Impression is mine.

Accept

For Preview click on image

Sample Thumb Impression

Instruction for Thumb Print upload:

- Take a box of 275 x 200 (width/height) on a white paper sheet.
- Put your left thumb on a blue/black ink pad. Ink should have covered your entire thumb.
- Put your left thumb print at the box shown on paper sheet. Do not press thumb too hard.
- Thumb print should be clear such that the lines of thumb can be clearly seen by naked eyes.
- Scan the box with thumb print only, not the whole sheet. Save the thumb print as .jpg/.jpeg/.png image.
- The size of image should be between 50-100 kb. Size of the image can be checked by right click on the image and then go to "Properties" tab.
- If the size of the image is more than 100 kb, then adjust the settings of scanner such as set the dpi of the scanner to 300 dpi and quality of image at low. If image size is still more than 100 kb then reduce the image to the given specifications.

DECLARATION: I hereby declare that the information furnished by me in the Registration/Application Form is correct and nothing has been concealed. In case any information furnished by me is found to be false/misleading/false I shall be liable to disciplinary prosecution and my status as admission/appointment/registration/ service in the institute may be cancelled/terminated.

Proceed for Step 6

Copyright © All India Institute of Medical Sciences, New Delhi. All Rights Reserved

Step 6: Print Application Form *(This is the most important step of Application process)*

The sixth and the Last Step is **Print Application Form**. Candidate must take print of Application Form once all steps of registration are completed. Click on **Proceed** button and take printout of Application Form.


Application Form contains all the details provided by candidate during on line Application form i.e. Personal Details, Payment details, City Choice, Qualification & Address Details and Uploaded Images etc.



All India Institute of Medical Sciences

Ansari Nagar, New Delhi - 110060
Entrance Examination - 2017

Application Form - AIIMS MBBS 2017

Candidate Profile		Candidate ID: 5171000335	Registration No: 2000017	Registration Date: 23/01/2017
Candidate Name: TEST	Date of Birth: 31 Jan 1990			
Gender: Male	Category: General			
Father's Name: TEST	Mother's Name: TEST			
OPII Status: Yes	OPII %: 45			
Nationality: INDIAN	State of Domicile: India (ND)			
Have you appeared at AIIMS MBBS Entrance Exam earlier: Yes	Year of appearance: 2010			
Language in which Question paper is desired: English				
AIIMS Preference				
Preference 1: AIIMS-Delhi	Preference 2: AIIMS-Bhubaneswar	Preference 3: AIIMS-Jodhpur		
Preference 4: AIIMS-Dhawal	Preference 5: AIIMS-Patna	Preference 6: AIIMS-Raipur		
Preference 7: AIIMS-Rishikesh				

Contact Details	
Address for Permanent: D-217/101A, F-1/MS, HINDIAPUR, NEW DELHI, North Goa, Goa, India, 110059	Correspondence Address: D-217/101A, F-1/MS, HINDIAPUR, NEW DELHI, North Goa, Goa, India, 110059
Mobile No: + 918888888888 / No	E-Mail ID: drupak_talla@aiims.edu

Qualification Details				
Qualifying Exam: SSC Exam (04?)	Qualifying Exam Status: Passed	Class 12 Roll no.: 546789	Exam Board Name: cbse	State Name: Bihar & Jhu

Academic Details				
Qualifying Exam Status: Passed	Scoring Scheme: Percentage	Max Marks: 400.00	Marks Obtained: 345.00	Percentage (%): 86.25

Valid Photo Identity (To be presented in original at the Examination Center along with Admit Card)				
ID Proof: Driving Licence	ID No: 123asd	Place of Issue: INDIA	Issue Date: 12/01/2011	Valid Till: 12/01/2027

Payment Details			
Mode: Exempted	Date: 23/01/2017	Transaction ID: 0	Amount: 0

Examination City Opted: Port Blair

UNDER TAKING DECLARATION: I hereby declare that the information furnished by me in the Registration/Application Form is correct and nothing has been concealed. In case any information furnished by me is found to be false/incomplete than I shall be liable to civil/criminal prosecution and my claim to admission/appointment/registration/advice in this Institute may be cancelled/terminated.



Signature of Candidate



Thumb of Candidate

[Back](#) [Proceed](#)



Check all the details in **Application Form** carefully, if some entered information is to be corrected/ edited then click on edit button, do the necessary corrections and then click on **Final Submit button**.

Candidate shall get an Acknowledgement Mail from AIIMS on clicking Final Submit button. If Final Submission of Application Form is not done, Acknowledgement mail will not be sent and Application will be treated as Incomplete.

All India Institute of Medical Sciences
Ansari Nagar, New Delhi - 110008
Entrance Examination - 2017

Application Form - AIIMS MBBS 2017

Candidate Profile		Candidate ID: 517100022	Registration No: 2000006	Registration Date: 22/01/2017
Candidate Name: A	Date of Birth: 01 Jan 2000			
Gender: Male	Category: General			
Father's Name: B	Mother's Name: C			
OPH Status: Yes	OPH %: 40			
Nationality: INDIAN	State of Domicile: Bihar			
Have you appeared at AIIMS MBBS Entrance Exam earlier: No	Year of appearance: NA			
Language in which Question paper is desired: English				
AIIMS Preference				
Preference 1 : AIIMS-Delhi	Preference 2 : AIIMS-Bhubaneswar	Preference 3 : AIIMS-Jodhpur		
Preference 4 : AIIMS-Bhopal	Preference 5 : AIIMS-Patna	Preference 6 : AIIMS-Rajpur		
Preference 7 : AIIMS-Ranchi				
Contact Details				
Address for Permanent: A, B, C, Kanjipootly, Kerala, India, 110025		Correspondence Address: A, B, C, Kanjipootly, Kerala, India, 110025		
Mobile No: 1. 7827577512 . 2. No		E-Mail ID: upadhyayrajveer@gmail.com		
Qualification Details				
Qualifying Exam	Qualifying Exam Status	Class 12 Roll no.	Exam Board Name	State Name
SSC Exam (10+2)	Passed	123	cbse	Delhi (NCT)
Academic Details				
Qualifying Exam Status	Scoring Scheme	Max Marks	Marks Obtained	Percentage(%)
Passed	Percentage	500.00	300.00	60.00
Valid Photo Identity (To be presented in original at the Examination Center along with Admit Card)				
ID Proof: 10th Board Admit Card	ID No: 0248	Place of Issue: PRTNA	Issue Date: 22/01/2017	Valid Till: 31/01/2017
Payment Details				
Mode: Exempted	Date: 22/01/2017	Transaction ID: 0	Amount: 0	
Examination City Opted: Port Blair				
<small>UNDERTAKING/DECLARATION: I hereby declare that the information furnished by me in the Registration/Application Form is correct and nothing has been concealed, in case any information furnished by me is found to be false/untrue then I shall be liable to disciplinary prosecution and my claim to admission/appointment/registration services in the Institute may be cancelled/terminated.</small>				

41



Take the print-out of the Application Form before final submission of form. Candidate can take the print out of the **Application Form** by clicking on **Print** button. After clicking **Final Submit button**, color of buttons in navigation bar of will change to **Yellow**.

The submitted Application form will be reviewed for the uploaded images and the eligibility of the candidate. The review process of the uploaded images may take 7 to 10 days. CANDIDATES ARE REQUIRED TO CHECK THE STATUS OF THEIR APPLICATION /IMAGES THROUGH THIS PORTAL WHETHER OR NOT ANY SMS/E-MAIL IS RECEIVED.

Candidate will **Logout** automatically after Completion of Application Form is done successfully.

Uploading of digital Images of Photograph, Signature and Thumb-print is **mandatory**. Read and follow the instructions given below to avoid inconvenience and rejection of application form due to uploading of **improper** digital images.

Prepare the digital images in advance to avoid delays/inconvenience while filling the online application form.

Instructions for photo upload:

Digital image of your photo can be made in two ways

- Clicking your photo using a digital device (camera etc)
- Scanning of already available photograph

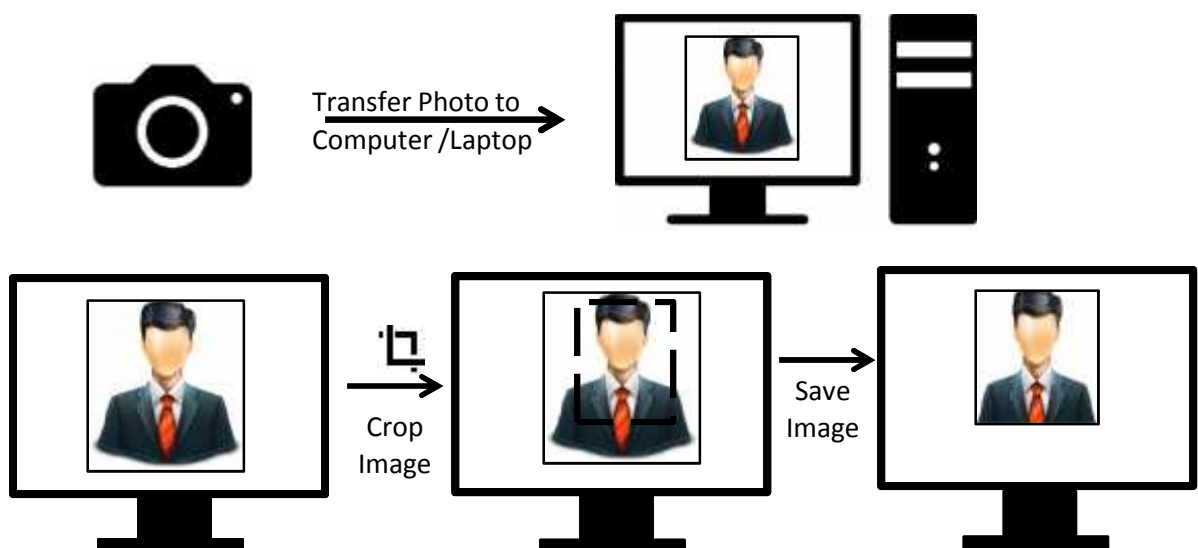
Click a photo using a digital device

1. Clicking your photo

- Stand/sit against a **white background**.
- Click colour photograph in **bright light** using any digital device (preferably with > 5 megapixel resolution). Avoid using flash as it tends to create a shadow on the white background.
- Look straight into the camera (to avoid angulation of face).
- Ensure that your eyes and both ears are clearly visible on the photograph.

2. Editing of digital photograph

- Transfer** the photograph from the digital device to a computer/laptop.
- Crop** the photograph such that your head, shoulders are visible and occupy most of the image.
- Resize** the image to 50 – 100 Kb (maintain aspect ratio, i.e. height and width ratio to avoid distortion of image)




In case you already have a professionally clicked passport size colour photograph follow the following procedure to prepare scanned image of the same.

1. Before you scan the photograph ensure that

- a. Photo has been taken against a white background without a border and clearly shows your face, eyes and both ears.
- b. The photograph is of standard passport size (3.5 cm X 4.5 cm, width X height)
- c. The photograph is recent (within 6 months of online application).

2. Scanning of passport size photograph

- a. **Draw a Box** of 3.5 horizontal and 4.5 vertical size (3.5 cm x 4.5 cm) on a white sheet of paper using a pencil.
- b. Paste the photograph in the box drawn.
- c. Put the paper with photograph in the scanner and **scan only the box with photograph** (do not scan the whole sheet of white paper). **Set the scanning to 200 dpi** and scan the photograph. During scanning most software allows selection of the desired area for final scanning after initial preview & scan.
- d. **Save the scanned images** as jpg/jpeg/gif/png as “Photograph.jpg” or “Photograph.jpeg” or “Photograph.gif” or “Photograph.png”
- e. **Resize** the scanned image to 50 – 100 Kb. Use any image editing software to size the image. Maintain the aspect ratio (i.e. relationship of height vs width while resizing)



Preview Scan to set scan area

Scan only photograph NOT entire sheet

Checklist before uploading digital image of photo

1. Photograph is in colour with white background.
2. Your face is clearly visible.
3. Size of the image is between 50-100 kb.
4. Image is in .jpg/.jpeg/.gif/.png format.
5. Image is not blurred in the process of editing.

Instruction for preparing digital image of signature

Putting signature inside a box on a white sheet

1. Draw a box of 6 cm x 3 cm (width*height) on a white paper sheet with a pencil.
2. Take a thick tip black/blue ink pen (preferably fountain pen).
3. The person who will be appearing in the examination should sign within the drawn box (full signature).
4. Following kind of signatures are **NOT** acceptable:
 - Signature containing Initials only
 - Signature in CAPITAL LETTERS
 - Signature with overwriting

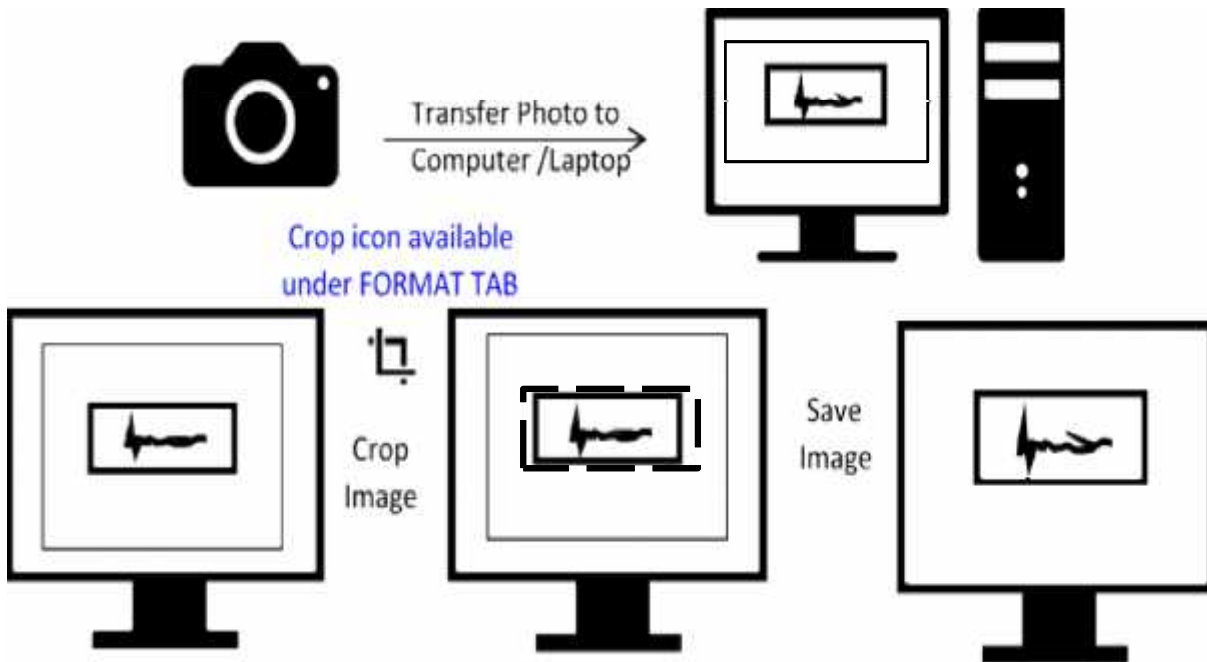


Digital image of your Signature can be made in two ways

- A. Using a digital device to directly image (i.e. camera)
- B. Scanning the signature

A. Preparing digital image of signature using a digital device (camera)

1. Clicking image of signature using a digital device.
 - a) Click the signature within the box in bright light conditions using any digital device (preferably with > 5 megapixel resolution). Avoid using flash.
 - b) Check the shadow of your hands/camera/smartphone etc. does not fall on the sheet.



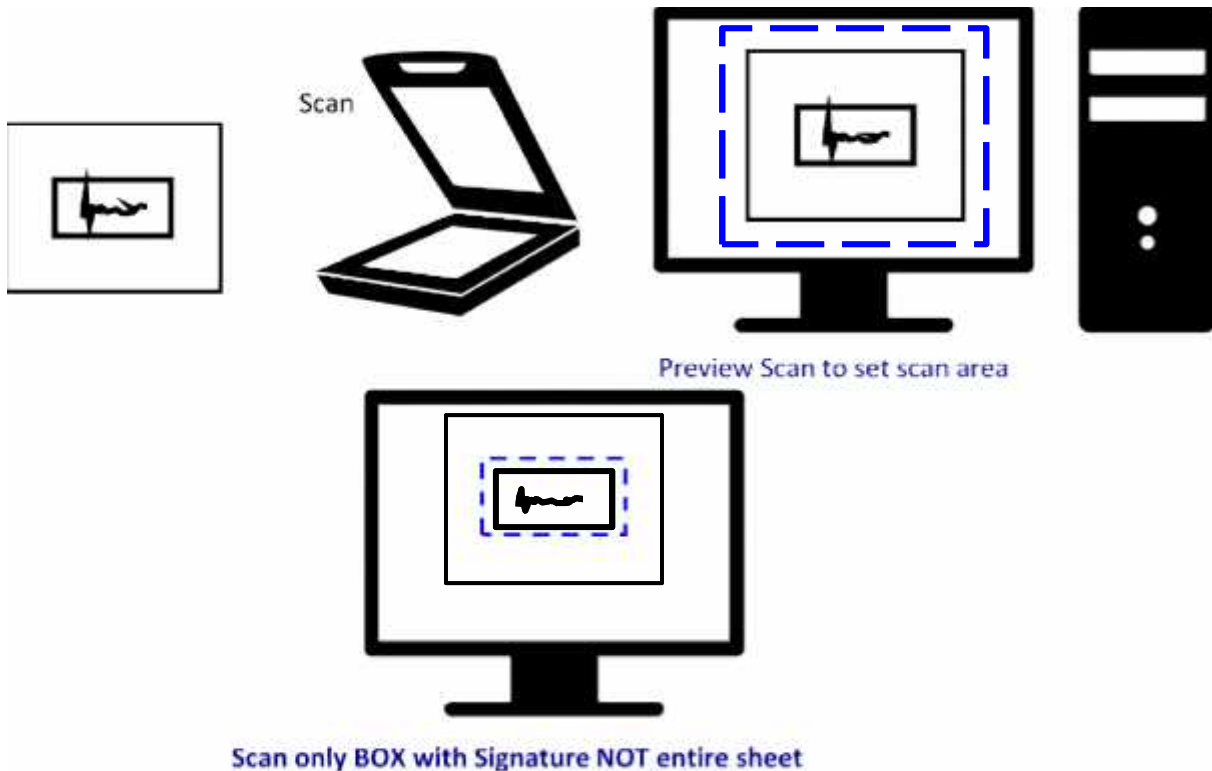
44

2. Editing digital image of the signature

- a. Transfer the digital image to a computer/laptop.
- b. If required, use **auto-correct feature** of image editing software so that the signature is clear against a white background.
- c. **Crop** the image such that borders of box are reached.
- d. **Resize** the image to 20 – 100 Kb (maintain aspect ratio, i.e. height and width ratio to avoid distortion of image)

B. Scanning the signature

1. Set the scanner to 200 dpi and scan only the box with signature (DO NOT scan the whole sheet)
2. Save the scanned signature as .jpg/.jpeg/.gif/.png image.
3. Re-size the image to 20 to 100 Kb. Size of the image can be checked by right click on the image and then go to "Properties" link. ([Click here](#) to know how to resize a scanned image)



45

Checklist before uploading digital of signature

1. Signature is clear and without overwriting and against white background
2. Image size is between 20 to 100 Kb
3. Image is in .jpg/.jpeg/.gif/.png format.
4. Image is not blurred in the process of editing.

Instruction for preparing digital image of thumb print

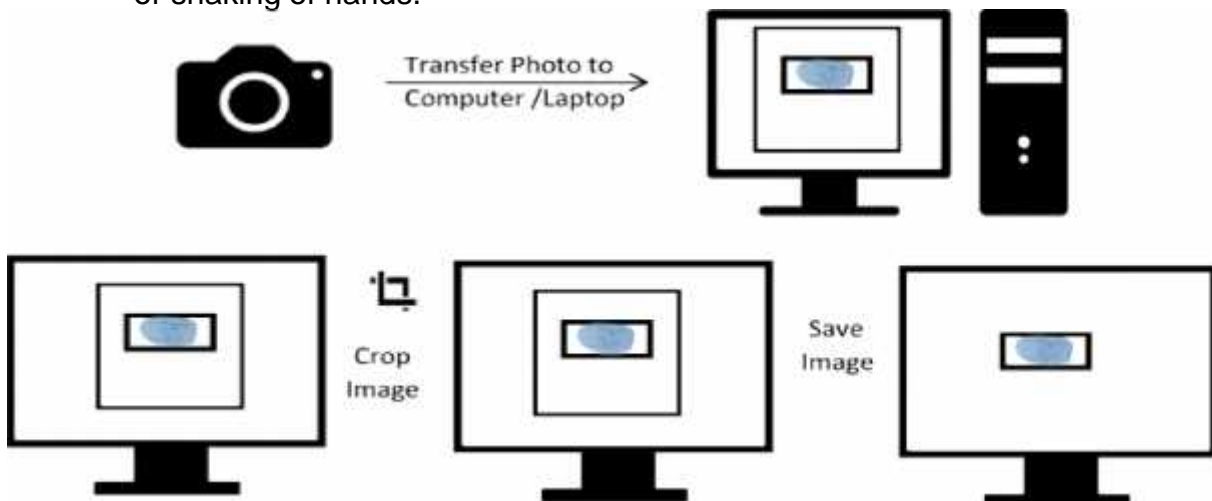
Taking a thumb-print

1. Draw a box of 4 cm x 3 cm (width x height) on a white sheet of paper (you may draw more than 1 box to take multiple thumb print and select the best).
2. Use a fresh blue/black colour ink pad.
3. Practice on a sheet of paper to get the proper thumb-print especially the density or darkness of the colour. The impression of the print should be clear and readable; neither dark nor smudged or light.
4. Clean your hands and dry them before you begin (oil/dirt can obscure the prints)
5. Gently press your **LEFT THUMB** against the ink pad and take a horizontal print of your left thumb within the box. Do not press too much or wriggle as it may lead to smudging of print. Preferably take impressions of thumb in more than box.



Preparing digital image of thumb-print using a digital device (camera/smart phone etc)

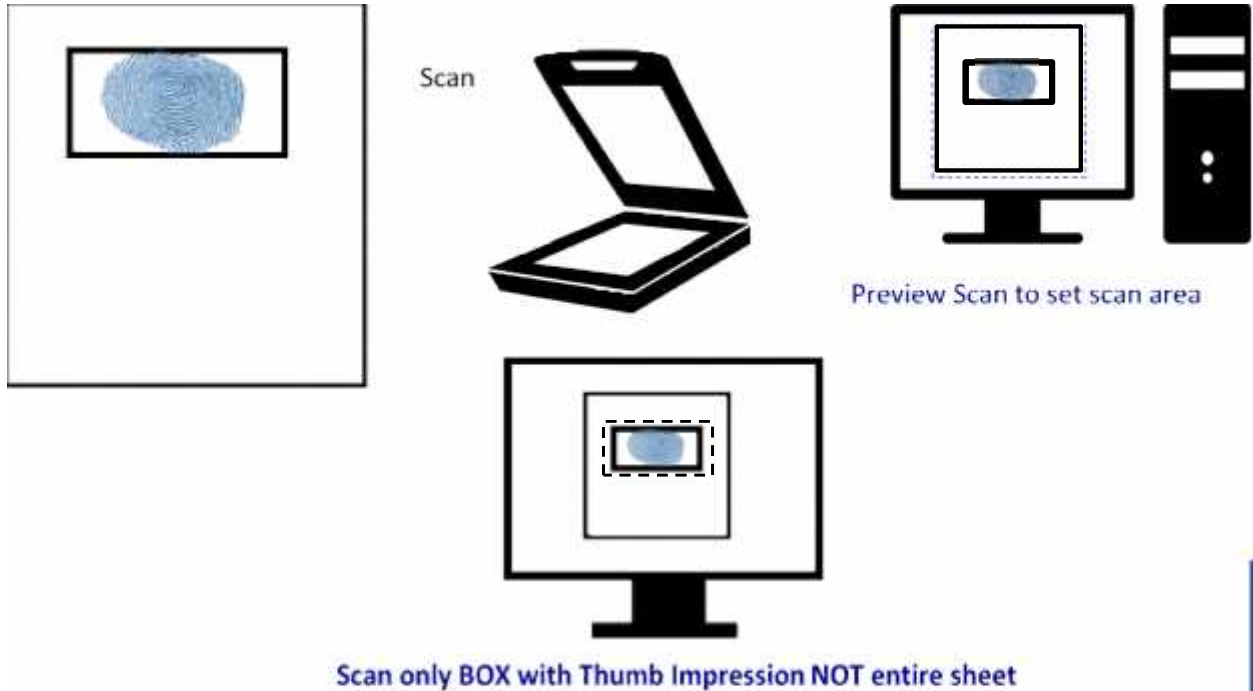
1. **Clicking image of thumb-print using a digital device.**
 - a. Click the image in **bright light conditions** using any digital device (preferably with > 5-megapixel resolution). Avoid using flash.
 - b. Check the shadow of your hands/camera/smartphone etc. does not fall on the sheet.
 - c. Click the image and check that it is not blurred due to low light conditions or shaking of hands.



3. **Editing digital image of the thumb-print**
 - a. Transfer the digital image to a computer/laptop.
 - b. If required, use **auto-correct feature** of image editing software so that the signature is clear against a white background.
 - c. **Crop** the image such that borders of box are reached.
 - d. **Resize** the image to 20 – 100 Kb (maintain aspect ratio, i.e. height and width ratio to avoid distortion of image)

Preparing digital image of thumb-print using a scanner







1. Set the scanner to 200 dpi and scan only the box with signature (**DO NOT** scan the whole sheet)
2. Save the scanned image of thumb-print as .jpg/.jpeg/.gif/.png image.
3. Re-size the image to 20 to 100 Kb. Size of the image can be checked by right click on the image and then go to "Properties" link. ([Click here](#) to know how to resize a scanned image)













Checklist before uploading digital image of thumb-print

1. Thumb-print and lines are clearly visible against white background
2. Image size is between 20 to 100 Kb
3. Image is in .jpg/.jpeg/.gif/.png format.
4. Image is not blurred in the process of editing.









A3.1 : INSTRUCTIONS ON ACCEPTABLE PHOTOGRAPH

Not acceptable Photograph	Reason for Rejection	Acceptable
	<p style="text-align: center;">Poor digital Resolution(100x75)</p> <p style="text-align: center;">❌</p> <p style="text-align: center;">✅</p>	
	<p style="text-align: center;">Facial area is less than 50% of total</p> <p style="text-align: center;">❌</p> <p style="text-align: center;">✅</p>	
	<p style="text-align: center;">Coloured background</p> <p style="text-align: center;">❌</p> <p style="text-align: center;">✅</p>	
	<p style="text-align: center;">Shadow on face</p> <p style="text-align: center;">❌</p> <p style="text-align: center;">✅</p>	
	<p style="text-align: center;">Dark/Tinted Spectacles or Sunglasses</p> <p style="text-align: center;">❌</p> <p style="text-align: center;">✅</p>	

A3.1 : INSTRUCTIONS ON ACCEPTABLE PHOTOGRAPH

Not acceptable Photograph	Reason for Rejection	Acceptable
	<p style="text-align: center;">Too much glare on spectacles</p> <p style="text-align: center;">❌</p> <p style="text-align: center;">✅</p>	
	<p style="text-align: center;">Spectacle rim over eyes</p> <p style="text-align: center;">❌</p> <p style="text-align: center;">✅</p>	
	<p style="text-align: center;">Lock of hair over eyes</p> <p style="text-align: center;">❌</p> <p style="text-align: center;">✅</p>	
	<p style="text-align: center;">Not looking straight into camera</p> <p style="text-align: center;">❌</p> <p style="text-align: center;">✅</p>	
	<p style="text-align: center;">Cropped image</p> <p style="text-align: center;">❌</p> <p style="text-align: center;">✅</p>	

A3.1 : INSTRUCTIONS ON ACCEPTABLE PHOTOGRAPH

Not acceptable Photograph	Reason for Rejection	Acceptable
	<p>Improper flash or improper lighting</p> <p>✗</p> <p>✓</p>	
	<p>Photo taken with mobile phone (including "selfies") resulting in distorted face</p> <p>✗</p> <p>✓</p>	
	<p>Distortion due to enlargement of an original smaller image</p> <p>✗</p> <p>✓</p>	
	<p>Black & White Photographs</p> <p>✗</p> <p>✓</p>	

A3.2 INSTRUCTIONS FOR UPLOADING LEFT THUMB IMPRESSION

Instructions for Thumb Print upload:

1. Draw a box of 4 cm horizontal and 3 cm vertical (4cmX 3cm)
2. Left thumb impression is required. Use a blue/black ink pad for the thumb impression.
3. Put your thumb print in the box drawn on paper sheet. Do not press thumb too hard or too light. Practice on a sheet of paper before hand so that the right amount of pressure is applied to obtain a clear impression of the lines/curves of thumb impression. Please ensure that the ink is on the entire area of the thumb required for the impression.
4. Scan the box containing the Thumb print only, not the whole sheet at 200 dpi. During scanning most software allows selection of the desired area for final scanning after initial preview & scan.
5. Save the scanned images as jpg/jpeg/gif/png as "Left Thumb Impression.jpg" or "Left Thumb Impression.jpeg" or "Left Thumb Impression.gif" or "Left Thumb Impression.png"
6. Size of the scanned image should be between a minimum of 20 KB and maximum of 100 KB)

While uploading Left Thumb Impression during Online Registration, please refer following Not Acceptable/ Acceptable sample Left Thumb Impression images.




Properly uploaded Left Thumb Impression in .jpg . The Left Thumb Impression is clear and of proper size.in BLUE / BLACK



NOT ACCEPTABLE: Left Thumb Impression Left Thumb Impression uploaded is blurred.



NOT ACCEPTABLE: Left Thumb Impression uploaded is partly obscured by too much ink.



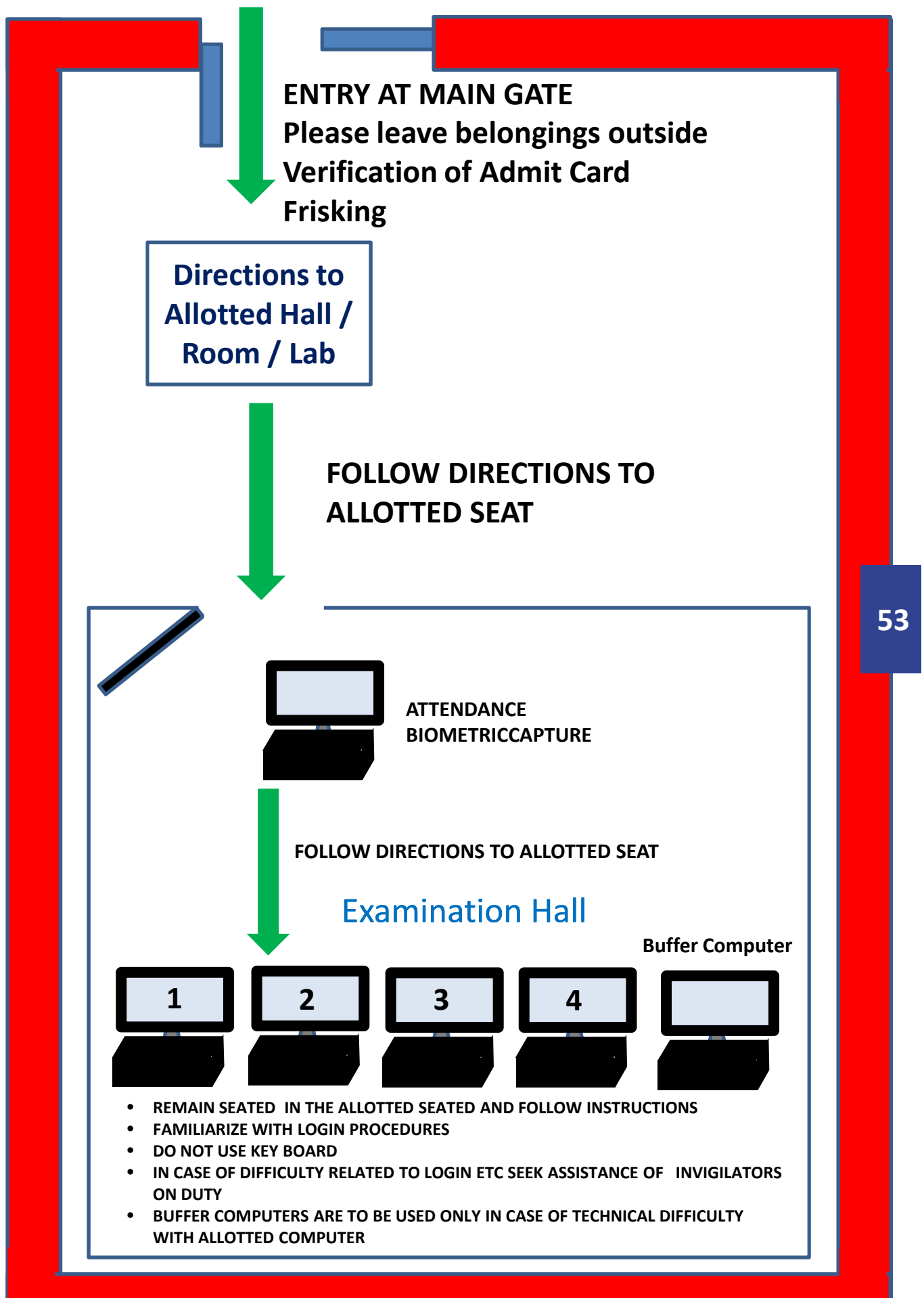
NOT ACCEPTABLE: Left Thumb Impression uploaded is partly cropped / not scanned completely

A3.3 INSTRUCTION FOR UPLOADING SIGNATURE

1. Draw a box of size 6 cm horizontal and 3 cm vertical (6cmX 3cm)
2. Use a thick tip black/blue ink pen (preferably fountain pen)
3. Sign inside the box drawn only. Signature should be clear without overwriting
4. Scan the box containing the signature only, not the whole sheet at 200 dpi. During scanning most software allows selection of the desired area for final scanning after initial preview & scan.
5. Save the scanned images as jpg/jpeg/gif/png as "Signature.jpg" or "Signature.jpeg" or "Signature.gif" or "Signature.png"
6. Size of the scanned image should be between a minimum of 20 KB and maximum of 100 KB)

While uploading Signature during Online Registration, please refer following Not Acceptable/ Acceptable sample Signature images.

		Properly uploaded signature that is in black with white background . The signature is clear and of proper size.
		NOT ACCEPTABLE: Signature uploaded is very small
		NOT ACCEPTABLE: Signature is in coloured ink
		NOT ACCEPTABLE: Signature uploaded is too light and unclear
		NOT ACCEPTABLE: Signature uploaded alongwith background
		NOT ACCEPTABLE: Signature uploaded is partly obscured by marks / sprinkled ink
		NOT ACCEPTABLE: Signature uploaded is blurred
		NOT ACCEPTABLE: Signature is cropped / not scanned properly
		NOT ACCEPTABLE: Signature uploaded is blurred NOT ACCEPTABLE: Signature is cropped / not scanned properly



A5.1 LOGIN

System Name :
C001
Click here to change the Name and Password
shown on the screen in this page.

Candidate Name :
John Smith
Subject : **Mock Exam**




Login

Roll No:

Password:

View: 11/10/20

54

Login appropriately

A5.2 CANDIDATE PROFILE

AIIMS MBBS 2015 Shift 1

Section

MBBS 2015

Candidate Details

Roll No	: 11111
Name	: John Smith
Date of Birth (DD-MM-YYYY)	: 22-05-1988

Back

Version: 1.2 MBBS

Candidate Details

Roll No	: 11111
Name	: John Smith
Date of Birth (DD-MM-YYYY)	: 22-05-1988

Back

Check details



Time Left :209:39
John Smith

Note the Countdown Clock in the upper right hand corner. It will start with the allotted time and become zero at the end of the Examination.

The countdown timer will start whenever **you** begin the Examination and will end at the allotted time.

If for any technical reason your Examination stops, or you are logged out, the countdown timer will stop and the timer will resume from the time where it stopped, as soon as your Examination starts again.

Even if you are shifted to a buffer computer, the countdown timer will resume similarly from the time you stopped the Examination.

You need not worry about losing time should the Examination stop due to technical reasons. You can be reassured that the countdown timer will function only when the Examination is in progress.

General Instructions:

1. Total duration of examination is 3h30 hrs. Test Duration 210 minutes.
2. The clock will be set at the server. The countdown timer in the top right corner of screen will display the remaining time available for you to complete the examination. When the timer reaches zero, the examination will end by itself. You will not be required to end or submit your examination.
3. For any reason the examination stops (eg. Logged out of computer, technical failure etc.) the clock will stop. The count down will start after resuming the examination. Therefore you will not loose any time for such reasons.
4. The Question Palette displayed on the right side of screen will show the status of each question using one of the following symbols:

-  You have not saved the question yet
-  You have not answered the question
-  You have answered the question
-  You have NOT answered the question, but have marked the question for review.
-  You have answered the question, but marked it as wrong.

5. The Marked for Review status for a question simply indicates that you would like to look at that question again. *If a question is answered and Marked for Review, your answer for that question will NOT be considered in the evaluation.*

Navigating to a Question:

6. To answer a question, do the following:
 1. Click on the question number in the Question Palette at the right of your screen to go to that numbered question directly. Note that using this option does NOT save your answer to the current question.
 2. Click on Save & Next to save your answer for the current question and then go to the next question. If you do not "Save & Next" the answer will not be saved and the question will be marked as "Not Answered".
 3. Click on Mark for Review & Next to mark your question for review, and then go to the next question.

Next >>



Version : 14.03.12

5. The Marked for Review status for a question simply indicates that you would like to look at that question again. *If a question is answered and Marked for Review, your answer for that question will NOT be considered in the evaluation.*

Navigating to a Question:

6. To answer a question, do the following:
 1. Click on the question number in the Question Palette at the right of your screen to go to that numbered question directly. Note that using this option does NOT save your answer to the current question.
 2. Click on Save & Next to save your answer for the current question and then go to the next question. If you do not "Save & Next" the answer will not be saved and the question will be marked as "Not Answered".
 3. Click on Mark for Review & Next to mark your question for review, and then go to the next question.
7. You can view all the questions by clicking on the Question Paper button. Note that the options for multiple choice type questions will not be shown.

Answering a Question:

8. Procedure for answering a multiple choice type question:
 1. To select your answer, click on the button of one of the options.
 2. To deselect your chosen answer, click on the button of the chosen option again or click on the Clear Response button.
 3. To change your chosen answer, click on the button of another option.
 4. To save your answer, you MUST click on the Save & Next button.
 5. To mark the question for review, click on the Mark for Review & Next button. *If an answer is selected for a question that is Marked for Review, the answer will NOT be considered in the final evaluation.*
9. To change your answer to a question that has already been answered, first select that question for answering and then follow the procedure for answering that type of question.
10. Note that ONLY Questions for which answers are saved after answering will be considered for evaluation.

Navigating through sections:

11. Sections in this question paper are displayed on the top bar of the screen. Questions in a section can be viewed by clicking on the section name. The section you are currently viewing is highlighted.
12. After clicking the Save & Next button on the last question for a section, you will automatically be taken to the first question of the next section.
13. You can move the mouse cursor over the section names to view the status of the questions for that section.
14. You can shuffle between sections and questions anytime during the examination as per your convenience.

Next >>



Version : 14.03.12

Read Instructions and familiarize with the procedures

A5.3. INSTRUCTIONS

AIIMS MBBS 2015 Shift 1


1. This is a Mock test. Mock test is meant to give you an insight about the test delivery system, interface & navigation. This just for familiarity, actual instructions and other content will be different on the day of examination. Please read the instructions carefully before start the examination.
2. The Question paper displayed is only for practice purposes. Under no circumstances it should be presumed as a sample paper.
3. Pen, Pencil, Cell phones, pager, calculator, Pen Drives, Tablets or any electronic devices are strictly prohibited. Please make arrangements for their custody as no arrangements have been made at the centre for their custody.
4. If any electronic device is found with the candidate even if it is switched off, it will be considered as use of unfair means and irrespective of conduct and failure to comply with the instructions will entail expulsion/ cancellation of candidature including appropriate legal action.
5. Follow the instruction given on screen before enter online exam.
6. Use of keyboard during the exam is strictly prohibited. Whenever use of keyboard is needed a virtual keyboard will appear on screen automatically.
7. Always maintain peace, discipline and silence during the examination process.
8. AIIMS reserves all rights to verify identity and genuineness of each candidate by taking thumb impression and photograph of the candidate or by any other means.
9. Candidate cannot leave before completion of exam.

AIIMS

I have read and understood the instructions. AIIMS Computer Based Exams will be in multiple paper system and for a candidate to start any paper there should be mobile phone and an internet connection with the candidate. In case of any technical issues related to the examination, it will be dealt with from within the exam.

I am ready to begin

Version: H.00.02



Your photograph
appears here
during Exam

AIIMS MBBS 2015 Shift 1

1. This is a Mock test. Mock test is meant to give you an insight about the test delivery system, interface & navigation. This just for familiarity, actual instructions and other content will be different on the day of examination. Please read the instructions carefully before start the examination.
2. The Question paper displayed is only for practice purposes. Under no circumstances it should be presumed as a sample paper.
3. Pen, Pencil, Cell phones, pager, calculator, Pen Drives, Tablets or any electronic devices are strictly prohibited. Please make arrangements for their custody as no arrangements have been made at the centre for their custody.
4. If any electronic device is found with the candidate even if it is switched off, it will be considered as use of unfair means and irrespective of conduct and failure to comply with the instructions will entail expulsion/ cancellation of candidature including appropriate legal action.
5. Follow the instruction given on screen before enter online exam.
6. Use of keyboard during the exam is strictly prohibited. Whenever use of keyboard is needed a virtual keyboard will appear on screen automatically.
7. Always maintain peace, discipline and silence during the examination process.
8. AIIMS reserves all rights to verify identity and genuineness of each candidate by taking thumb impression and photograph of the candidate or by any other means.
9. Candidate cannot leave before completion of exam.


AIIMS wishes you all the best for the Examination!

AIIMS

I have read and understood the instructions. AIIMS Computer Based Exams will be in multiple paper system and for a candidate to start any paper there should be mobile phone and an internet connection with the candidate. In case of any technical issues related to the examination, it will be dealt with from within the exam.

I am ready to begin

Version: H.00.02



Your photograph
appears here
during Exam

Read Instructions and familiarize with the procedures

A5.4 COLOURED CODED SCHEME REGARDING STATUS OF VISITED AND ANSWERED QUESTIONS



You have not visited the question yet.



You have not answered the question.



You have answered the question.



You have NOT answered the question, but have marked the question for review.



You have answered the question, but marked it for review.

59

In case you have marked a question for “Review” it means you have NOT submitted your final answer for that question but would like to visit the question, perhaps, later and finalize the answer.

QUESTIONS MARKED FOR REVIEW SHALL BE TREATED AS AN UNANSWERED QUESTION AND NO MARKS SHALL BE AWARDED NOR DEDUCTED

A5.5. DEFAULT VIEW

Section: MBBS 2015

Question Type: Multiple Choice Question

Question No. 4

The inhibitor which inhibits protein synthesis both in eukaryotes and prokaryotes is:

- Daptithetraol
- Paramecin
- Fusidic acid
- Chloramphenicol

Time Left :209:22
John Smith

You are viewing MBBS 2015 Section

Question Palette

Legend

- Answered
- Not Answered
- Marked
- Not Visited

Profile Instructions

Question Paper Submit

Mark for Review & Next Clear Response Save & Next

Version : 14.00.02

60

Legend

- Answered
- Not Answered
- Marked
- Not Visited

Profile Instructions

Question Paper Submit

Default view is one question with options per screen. In case you want to see all questions click on "Question Paper" You may also visit your Profile or Instructions at any time.

A5.6. QUESTION PAPER VIEW

The screenshot displays the AMMS MBBS 2015 exam interface. The main area shows a list of multiple-choice questions. On the right, a sidebar contains a 'Question Paper' button, which is circled in red. Below the sidebar, a legend indicates the status of questions: Answered (green), Not Answered (orange), Marked (purple), and Not Visited (grey). The 'Question Paper' button is highlighted with a red circle, and a red arrow points from this circle to a larger, detailed view of the sidebar below.

AMMS MBBS 2015 SMT 1

AMMS MBBS 2015

Time Left: 29:42
Ans: 5/11

You are viewing MBBS 2015 Section

Question Paper

Legend

- Answered
- Not Answered
- Marked
- Not Visited

Profile Instructions

Question Paper Submit

Version: 14.00.02

61

This image provides a detailed view of the sidebar from the previous screenshot. The 'Question Paper' button is circled in red, and a red arrow points from this circle to the larger view above. The sidebar also includes a legend for question status and buttons for Profile, Instructions, and Submit.

Legend

- Answered
- Not Answered
- Marked
- Not Visited

Profile Instructions

Question Paper Submit

“Question Paper” view
Please note that Questions can be answered in the default view only and not in the “Question Paper View”.

A5.7. DEFAULT VIEW

Section
MBBS 2015

Question Type : Multiple Choice Question
Question no. 4

The inhibitor which inhibits protein synthesis both in eukaryotes and prokaryotes is:

- Diglutherin
- Paromom
- Fusidic acid
- Chloramphenicol

Mark for Review & Next Clear Response Save & Next

Version : 14.05.12

Time Left : 209:22
John Smith

You are viewing MBBS 2015 Section

Question Palette

Legend
Answered Not Answered
Marked Not Visited

Profile Instructions
Question Paper

62

Mark for Review & Next Clear Response

You may mark for Review (with the intention of visiting the question later) or clear the Response or answer.
Please note that Questions marked for Review will be treated as unanswered and NO MARKS shall be awarded or deducted

Section
MBBS 2015

Question Type: Multiple Choice Question
Question No. 4

The inhibitor which inhibits protein synthesis both in eukaryotes and prokaryotes is:

- Digibeta toxin
- Penicillin
- Fusidic acid
- Chloramphenicol

Time Left: 206:22
John Smith

You are viewing MBBS 2015 Section

Question Palette

1	2	3	4
5	6	7	8
9	10	11	12
13	14	15	16
17	18	19	20
21	22	23	24
25	26	27	28
29	30	31	32
33	34	35	36

Legend

- Answered
- Not Answered
- Marked
- Not Visited

Profile Instructions
Question Paper Submit

Mark for Review & Next Clear Response Save & Next

Version: 14.00.02

63

Answered Not Answered
Marked Not Visited

Profile Instructions
Question Paper Submit

Save & Next

Save your responses.
Please note that responses saved as "Review" shall not be marked.

Section

MBBS 2015

Question Type : Multiple Choice Question

Question No. 4

The inhibitor which inhibits protein synthesis both in eukaryotes and prokaryotes is:

- Diphtheria toxin.
- Puromycin.
- Fusidic acid.
- Chloramphenicol.

Time Left : 20:22
John Smith

You are viewing MBBS 2015 Section

Question Palette



Legend

- Answered
- Not Answered
- Marked
- Not Visited

Profile

Instructions

Question Paper

Home

Mark for Review & Next

Clear Response

Save & Next

Version : 14.00.02

64

Section

MBBS 2015

Question Type : Multiple Choice Question

Question No. 4

The inhibitor which inhibits protein synthesis both in eukaryotes and prokaryotes is:

- Diphtheria toxin.
- Puromycin.
- Fusidic acid.
- Chloramphenicol.

Answer using the Radio-buttons and check status on the palette at the right .

Question No. 1

The RNA having maximum number of

- mRN
- rRN
- hnRN
- tRN

Question Palette

1	2	3	4
5	6	7	8
9	10	11	12
13	14	15	16
17	18	19	20
21	22	23	24

Mark for Review & Next

Clear Response

Save & Next

Question NOT answered

Marked for Review

Question considered as unanswered during evaluation

Question No. 2

The most potent stimulator of r

- B cells.
- Follicular dendritic cells.
- Mature dendritic cells.
- Macrophages.

Question Palette



Mark for Review & Next

Clear Response

Save & Next

66

Question answered

Saved

Response will be evaluated and marked

Question No. 3

During phagocytosis, the metabolic process ca

- Hydrolase.
- Peroxidase.
- Oxidase.
- Dehydrogenase.

Question Palette

1	2	3	4
5	6	7	8
9	10	11	12
13	14	15	16
17	18	19	20
21	22	23	24

Mark for Review & Next

Clear Response

Save & Next

67

- Question NOT answered
- *Question considered as unanswered during evaluation*

Question No. 4

The inhibitor which inhibits protein synthesis

- Diphtheria toxin.
- Puromycin.
- Fusidic acid.
- Chloramphenicol.

Question Palette

1	2	3	4
5	6	7	8
9	10	11	12
13	14	15	16
17	18	19	20
21	22	23	24

Mark for Review & Next Clear Response Save & Next

- Question answered
- Marked for Review
- *Question considered as unanswered during evaluation*

A SCHEDULE is annexed regarding, "SPECIFIED DISABILITY" clause (zc) of section 2, that states as under,

1. Physical disability

A. Locomotor disability (a person's inability to execute distinctive activities associated with movement of self and objects resulting from affliction of musculoskeletal or nervous system or both), including—

- (a) "leprosy cured person" means a person who has been cured of leprosy but is suffering from—
 - (i) loss of sensation in hands or feet as well as loss of sensation and paresis in the eye and eye-lid but with no manifest deformity;
 - (ii) manifest deformity and paresis but having sufficient mobility in their hands and feet to enable them to engage in normal economic activity;
 - (iii) extreme physical deformity as well as advanced age which prevents him/her from undertaking any gainful occupation, and the expression "leprosy cured" shall construed accordingly;
- (b) "cerebral palsy" means a Group of non-progressive neurological condition affecting body movements and muscle coordination, caused by damage to one or more specific areas of the brain, usually occurring before, during or shortly after birth;
- (c) "dwarfism" means a medical or genetic condition resulting in an adult height of 4 feet 10 inches (147 centimeters) or less;
- (d) "muscular dystrophy" means a group of hereditary genetic muscle disease that weakens the muscles that move the human body and persons with multiple dystrophy have incorrect and missing information in their genes, which prevents them from making the proteins they need for healthy muscles. It is characterized by progressive skeletal muscle weakness, defects in muscle proteins, and the death of muscle cells and tissue;
- (e) "acid attack victims" means a person disfigured due to violent assaults by throwing of acid or similar corrosive substance.

B. Visual impairment—

- (a) "blindness" means a condition where a person has any of the following conditions, after best correction—
 - (i) total absence of sight; or
 - (ii) visual acuity less than 3/60 or less than 10/200 (Snellen) in the better eye with best possible correction; or 92
 - (iii) limitation of the field of vision subtending an angle of less than 10 degree.
- (b) "low-vision" means a condition where a person has any of the following conditions, namely:—
 - (i) visual acuity not exceeding 6/18 or less than 20/60 upto 3/60 or upto 10/200 (Snellen) in the better eye with best possible corrections; or
 - (ii) limitation of the field of vision subtending an angle of less than 40 degree up to 10 degree.

C. Hearing impairment -

- (a) "deaf" means persons having 70 DB hearing loss in speech frequencies in both ears;
- (b) "hard of hearing" means person having 60 DB to 70 DB hearing loss in speech frequencies in both ears;

D. "Speech and language disability" means a permanent disability arising out of conditions such as laryngectomy or aphasia affecting one or more components of speech and language due to organic or neurological causes.

2. Intellectual disability, a condition characterized by significant limitation both in intellectual functioning (reasoning, learning, problem solving) and in adaptive behavior which covers a range of every day, social and practical skills, including—

- (a) "specific learning disabilities" means a heterogeneous group of conditions wherein there is a deficit in processing language, spoken or written, that may manifest itself as a difficulty to comprehend, speak, read, write, spell, or to do mathematical calculations and includes such conditions as perceptual disabilities, dyslexia, dysgraphia, dyscalculia, dyspraxia and developmental aphasia;
- (b) "autism spectrum disorder" means a neuro-developmental condition typically appearing in the first three years of life that significantly affects a person's ability to communicate, understand relationships and relate to others, and is frequently associated with unusual or stereotypical rituals or behaviours.

3. Mental behaviour,— "mental illness" means a substantial disorder of thinking, mood, perception, orientation or memory that grossly impairs judgment, behaviour, capacity to recognize reality or ability to meet the ordinary demands of life, but does not include retardation which is a condition of arrested or incomplete development of mind of a person, specially characterized by subnormality of intelligence.

4. Disability caused due to—

(a) chronic neurological conditions, such as—

- (i) "multiple sclerosis" means an inflammatory, nervous system disease in which the myelin sheaths around the axons of nerve cells of the brain and spinal cord are damaged, leading to demyelination and affecting the ability of nerve cells in the brain and spinal cord to communicate with each other;
- (ii) "parkinson's disease" means a progressive disease of the nervous system marked by tremor, muscular rigidity, and slow, imprecise movement, chiefly affecting middle-aged and elderly people associated with degeneration of the basal ganglia of the brain and a deficiency of the neurotransmitter dopamine.

(b) Blood disorder—

- (i) "haemophilia" means an inheritable disease, usually affecting only male but transmitted by women to their male children, characterized by loss or impairment of the normal clotting ability of blood so that a minor wound may result in fatal bleeding;
- (ii) "thalassemia" means a group of inherited disorders characterized by reduced or absent amounts of haemoglobin.
- (iii) "sickle cell disease" means a hemolytic disorder characterized by chronic anemia, painful events, and various complications due to associated tissue and organ damage; "hemolytic" refers to the destruction of the cell membrane of red blood cells resulting in the release of hemoglobin.

5. Multiple Disabilities (more than one of the above specified disabilities) including deaf blindness which means a condition in which a person may have combination of hearing and visual impairments causing severe communication, developmental, and educational problems.

6. Any other category as may be notified by the Central Government.

Note: Any amendment to the Schedule to the RPWD Act, 2016, shall consequently stand amended in the above schedule.

PROFORMA FOR OTHER BACKWARD CLASS (OBC) CERTIFICATE

(Certificate to be Produced by other Backward Classes applying for Admission to Central Educational Institutions (CEIs),
Under The Government of India)

This is to certify that Shri /Smt./Kum. _____ Son/Daughter of
Shri/Smt. _____ of Village/Town _____ District/Division _____ in the
_____ State belongs to the _____ Community which is recognized as a
backward class under:

- (i) Resolution No. 12011/68/93-BCC(C) dated 10/09/93 published in the Gazette of India Extraordinary part I Section I No. 186 dated 13/09/93.
- (ii) Resolution No. 12011/9/94-BCC dated 19/10/94 published in the Gazette of India Extraordinary part I Section I No. 163 dated 20/10/94.
- (iii) Resolution No. 12011/7/95-BCC dated 24/05/95 published in the Gazette of India Extraordinary part I Section I dated 25/05/95.
- (iv) Resolution No. 12011/96/94-BCC dated 09/03/96.
- (v) Resolution No. 12011/44/94-BCC dated 06/12/96 published in the Gazette of India Extraordinary part I Section I No. 210 dated 11/12/96.
- (vi) Resolution No. 12011/13/97-BCC dated 03/12/97.
- (vii) Resolution No. 12011/99/94-BCC dated 11/12/97.
- (viii) Resolution No. 12011/68/98-BCC dated 27/10/99.
- (ix) Resolution No. 12011/88/99-BCC dated 06/12/99 published in the Gazette of India Extraordinary Part I Section I No. 270 dated 06/12/99.
- (x) Resolution No. 12011/36/99-BCC dated 04/04/2000 published in the Gazette of India Extraordinary Part I Section I No. 71 dated 04/04/2000.
- (xi) Resolution No. 12011/44/99-BCC dated 21/09/2000 published in the Gazette of India Extraordinary Part I Section 1 No. 210 dated 21/09/2000.
- (xii) Resolution No. 12016/09/2000-BCC dated 06/09/2001.
- (xiii) Resolution No. 12011/01/2001-BCC dated 19/06/2003.
- (xiv) Resolution No. 12011/04/2002-BCC dated 13/01/2004.
- (xv) Resolution No. 12011/09/2004-BCC dated 16/01/2006 published in the Gazette of India Extraordinary Part I Section I No. 210 dated 16/01/2006.

Shri/Smt./Kum. _____ and/or his family ordinarily reside(s) in the _____
District/Division of _____ State.

This is also to certify that he/she does not belong to the persons/sections (Creamy Layer) mentioned in Column 3 of the Scheduled to the Government of India. Department of Personnel & Training O.M. No. 36012/22/93-Estt. (SCT) dated 08/09/93 which is modified vide OM No. 36033/3/2004 Estt. (Res.) dated 09/03/2004 or the latest notification of the Government of India.

Dated :

District Magistrate/Competent Authority Seal

NOTE:

- a. The Term Ordinarily used here will have the same meaning as in Section 20 of the Representation of the People Act, 1950.
- b. The authorities competent to issue Caste Certificates are indicated below:
 - i. District Magistrate/Additional Magistrate/Collector/Deputy Commissioner/Additional Deputy Commissioner/Deputy Collector/Ist Class Stipendiary Magistrate/Sub-Divisional Magistrate/ Taluka Magistrate/Executive Magistrate/Extra Assistant Commissioner (not below the rank of Ist Class Stipendiary Magistrate.)
 - ii. Chief Presidency Magistrate/Additional Chief Presidency Magistrate/Presidency Magistrate.
 - iii. Revenue Officer not below the rank of Tehsildar.
 - iv. Sub-Divisional Officer of the area where the candidate and/or his family resides.

FORM OF SC/ST CERTIFICATE PRESCRIBED

Form of certificate as prescribed in M.H.A., O.M., No. 42/21/49-N.G.S. dated the 28.1.1952, as revised in Dept. of Per-& A.R. letter No. 36012/6/76-Est. (S.CT), dated the 29.10.1977, to be produced by candidate belonging to a Scheduled Caste or a Scheduled Tribe in support of his/her claim.

CASTE CERTIFICATE

This is to certify that Shri/Smt./Kum.*..... son/daughter*of.....of village/town*.....in district/Division*.....of the State/Union Territory*..... belongs to theCaste/Tribe which is recognised as a Scheduled Caste/Scheduled Tribe* under :

- The Constitution (Scheduled Caste) Order, 1950
- The Constitution (Scheduled Tribe) Order, 1950
- The Constitution (Scheduled Caste) (Union Territories) Order, 1951
- The Constitution (Scheduled Tribe) (Union Territories) Order, 1951

% 1. (as amended by the Scheduled Caste and Scheduled Tribes Lists (Modification) Order, 1956, the Bombay Re-organization Act, 1960, the Punjab Re-organization Act, 1966, the State of Himachal Pradesh Act, 1970 the North Eastern Areas (Re-organization) Act, 1971 and the Scheduled Castes and Scheduled Tribes Orders, (Amendment) Act, 1976). The Constitution (Jammu and Kashmir) Scheduled Caste Order, 1956.

- The Constitution (Andaman and Nicobar Islands) Scheduled Tribes Order, 1959.
- The Constitution (Dadra and Nagar Haveli) Scheduled Caste Order, 1962.
- The Constitution (Dadra and Nagar Haveli) Scheduled Tribes Order, 1962.
- The Constitution (Pondichery) Scheduled Caste Order, 1964
- The Constitution (Uttar Pradesh) (Scheduled Tribes) Order, 1967
- The Constitution (Goa, Daman & Diu) Scheduled Caste Order, 1968.
- The Constitution (Goa, Daman & Diu) Scheduled Tribes Order, 1968.
- The Constitution (Nagaland) Scheduled Tribes Order, 1970.
- The Constitution (Sikkim) Scheduled Caste Order, 1978.
- The Constitution (Sikkim) Scheduled Tribes Order, 1978.

% 2. Applicable in the case of Scheduled Caste/Schedule Tribe persons who have migrated from one State/ Union Territory Administration:

This certificate is issued on the basis of the Scheduled Caste/Scheduled Tribe certificate issued to Shri / Smt*.....father/mother of Shri/Smt/Kum*.....of village/town*..... in District/Division* of the State/Union Territory* who belongs to the.....caste/tribe which is recognised as a Scheduled Caste/Scheduled Tribe* in the State/Union Territory* issued by the (name of prescribed authority) vide their No.....date..... % 3. Shri*/Smt.*/Kum* and/or his/her* family ordinary reside(s) in village/town* of the State/Union Territory of.....
Signature.....

Place

State/Union Territory

**Designation.....

Date

(With seal of Office)

- Please delete the words which are not applicable.
- Please quote specific Presidential Order.
- % Delete the paragraph which is not applicable.
- ** Should be signed by the Authorities empowered to issue Scheduled Caste/Scheduled Tribe certificates as specified above.

Note:-

- The information will appear in the website strictly as per time schedule laid down in the Prospectus. Telephonic queries / written requests prior to the scheduled date mentioned in the Prospectus regarding receipt of application, acceptance, hoisting of Admit Cards etc. will not be entertained.

For enquiries relating to Entrance Examination please contact:

**Assistant Controller (Exams)
Examination Section
All India Institute of Medical Sciences (AIIMS)
Ansari Nagar, New Delhi -110 608**

Tel: 26589900, 26588500 Extn. 4499, 6421, 6422

Fax: 011 2658 8789

www.aiimsexams.org

73

DISCLAIMER

The prospectus is a compilation of information obtained and collated from Examination and Academic Sections of AIIMS, New Delhi, other new AIIMS and related sources. Due care has been taken to faithfully reproduce the information provided by various sources.

The AIIMS, New Delhi disclaims any liability towards any individual or group of individuals for any loss or damages caused due to him/her arising out of any action taken on the basis of any information contained in this prospectus that may be due to inadvertent omissions or errors or for any other reason whatsoever.

The AIIMS, New Delhi reserves the right to suitably modify, update or delete or add any part of the prospectus as may be considered necessary by the competent authorities.